

# PRODUCT CATALOG

—WPC Series& PS Wall Panel,UV Marble Board—



"Building a Better World, One Material at a Time!"


**GOODSTAR**  
格斯达

<https://goodstarbm.com/>

**O**ur company has rich experience in production and product design. We mainly produce supporting decoration products such as interior WPC wall panels, PS wall panels, UV panels, AKU acoustic panels, outdoor wall cladding and Bamboo Charcoal Wood Veneers.

**A**dhering to the development concept of "integrity-based, customer first and quality first", our company focuses on serving the domestic and foreign decorative building materials industries. Our products are exported to more than 50 countries and regions, including the United States, Russia, the United Kingdom, Indonesia, Vietnam, the Middle East and South America.

**T**he company has a platform integrating the functions of a factory and a company, which can meet various customization needs of customers and quickly produce samples.



□ **Certificate:**



□ **Factory snapshot:**



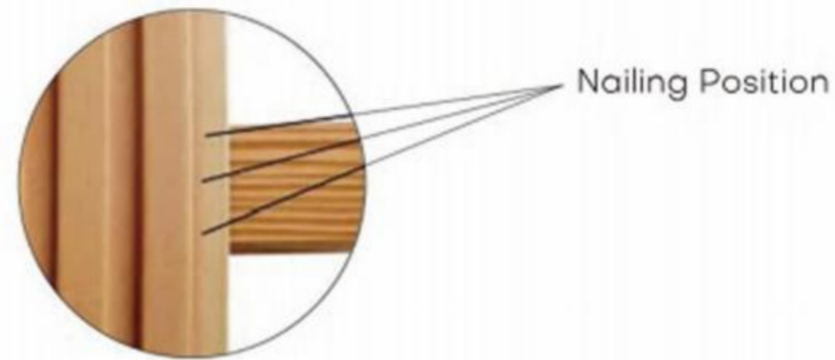
# WPC WALL PANE

“ Interior WPC(Wood-Pastic Composite) wal panels are versatile, eco-friendly materia’s made from recvcled wood fibers and plastics, They combine the natura aesthetics of wood with enhanced durability, offering resistance to moisture, termites, and mold. Available in diverse grain, fluted textures, or vibrant colors (e.g., pink, blue, marble), they suit desians like wood styles ranging from modern minimalist to rustic, Easy to install with low maintenance (no painting or staining required), these panels are ideal for bathrooms, kitchens, and offices. They provide thermal insulation, soundproofing, and UV resistance, making them a sustainable cost-effective choice for contemporary interior decoration.

◦ Methods 1




It is better to drive the nail diagonally into the hard surface. The nail gun can be covered with another board that plugs in. It doesn't affect the aesthetics.



◦ Methods 2


Insert the fastener into the bottom edge of the wall panel  
Fixed to the blank wall  
This method applies to the wall with smooth surface wall with a flat surface



◦ Methods 3



Wood keel leveling the wall  
Self-trapping screws for stainless steel fasteners  
Fasten to the wooden keel  
This method installs all plates  
It can be disassembled and reused



Natural Wood Grain



Long Life



Water-proof Material



Thicker & Stronger



Mold Resistance



Split-proof



Non-toxic



Easy to Install

## >>> Available Colors



## >>> Application






- 159\*26 Grille (Not Fastened)
- Length:2400/2900/3600mm Ect.
- Weight:880 Gram/Metre
- Packing:10Pcs/Carton
- Pkg Size:16cm\*27cm




- 195\*28 Pairs Of Buckle High Great Wall Slabs
- Length:2400/2900/3600mm Ect.
- Weight: 1,080Gram/Metre
- Packing:12Pcs/Carton
- Pkg Size:21cm\*20.5cm



- 170\*18 Six Track Double Buckle Grille
- Length:2400/2900/3600mm Ect.
- Weight: 780Gram/Metre
- Packing:22Pcs/Carton
- Pkg Size:17.5cm\*25.5cm




- 195\*25 Pairs Of Buckle High Great Wall Slabs
- Length:2400/2900/3600mm Ect.
- Weight: 980Gram/Metre
- Packing:14Pcs/Carton
- Pkg Size:21cm\*20.5cm



- 170\*25 Grille (Not Fastened)
- Length:2400/2900/3600mm Ect.
- Weight:900 Gram/Metre
- Packing:10Pcs/Carton
- Pkg Size:16cm\*26cm



- 187\*30 Great Wall Slabs
- Length:2400/2900/3600mm Ect.
- Weight:1,150 Gram/Metre
- Packing:10Pcs/Carton
- Pkg Size:19.5cm\*30.5cm



- 151\*8 Solid Small Grille
- Length:2400/2900/3600mm Ect.
- Weight: 620Gram/Metre
- Packing:20Pcs/Carton
- Pkg Size:17cm\*12cm



- Double 97 Great Wall Board
- Length:2400/2900/3600mm Ect.
- Weight:850 Gram/Metre
- Packing:21Pcs/Carton
- Pkg Size:19.5cm\*27cm




- 160\*18 Solid Grille
- Length:2400/2900/3600mm Ect.
- Weight: 1,150Gram/Metre
- Packing:14Pcs/Carton
- Pkg Size:17cm\*14cm



- 152\*12 Great Wall Slabs
- Length:2400/2900/3600mm Ect.
- Weight: 620Gram/Metre
- Packing:14Pcs/Carton
- Pkg Size:17cm\*17cm

## Interior WPC Wall Panel




- 150\*15 Black Bottom Semi Wrapped
- Length:2400/2900/3600mm Ect.
- Weight: 550Gram/Metre
- Packing:22Pcs/Carton
- Pkg Size:15.8cm\*20.2cm



- 195\*14 Great Wall Slabs
- Length:2400/2900/3600mm Ect.
- Weight: 760Gram/Metre
- Packing:20Pcs/Carton
- Pkg Size:20.5cm\*27cm



- 210\*10 Sound-Absorbing Board
- Length:2400/2900/3600mm Ect.
- Weight: 760Gram/Metre
- Packing:20Pcs/Carton
- Pkg Size:22.5cm\*22cm



- 195\*12 Double Reinforced Great Wall Slab
- Length:2400/2900/3600mm Ect.
- Weight: 650Gram/Metre
- Packing:23Pcs/Carton
- Pkg Size:20.5cm\*27cm



- 210\*12 Sound-Absorbing Panel
- Length:2400/2900/3600mm Ect.
- Weight: 800Gram/Metre
- Packing:16Pcs/Carton
- Pkg Size:22.5cm\*19.5cm



- 195\*12 Double Reinforced Great Wall Slab
- Length:2400/2900/3600mm Ect.
- Weight: 650Gram/Metre
- Packing:18Pcs/Carton
- Pkg Size:21cm\*21cm




- 150\*10 Great Wall Slabs
- Length:2400/2900/3600mm Ect.
- Weight: 530Gram/Metre
- Packing:28Pcs/Carton
- Pkg Size:16cm\*26cm



- 195\*11 Double Reinforced Great Wall Slab c Type
- Length:2400/2900/3600mm Ect.
- Weight: 560Gram/Metre
- Packing:23Pcs/Carton
- Pkg Size:21cm\*21cm



- 150\*8 Great Wall Slab Reinforcement
- Length:2400/2900/3600mm Ect.
- Weight:430 Gram/Metre
- Packing:34Pcs/Carton
- Pkg Size:16cm\*26cm




- 155\*20 Grille (Not Fastened)
- Length:2400/2900/3600mm Ect.
- Weight: 660Gram/Metre
- Packing:15Pcs/Carton
- Pkg Size:16cm\*28.5cm







- 200\*20 Grille
- Length:2400/2900/3600mm Ect.
- Weight:930 Gram/Metre
- Packing:14Pcs/Carton
- Pkg Size:21.5cm\*17.5cm




- 160\*22 Pairs Of Buckle Grilles
- Length:2400/2900/3600mm Ect.
- Weight: 750Gram/Metre
- Packing:18Pcs/Carton
- Pkg Size:17.5cm\*26.2cm



- 160\*24 Pair Buckle Grille a Model
- Length:2400/2900/3600mm Ect.
- Weight: 830Gram/Metre
- Packing:18Pcs/Carton
- Pkg Size:21.5cm\*17.5cm



- 160\*20 Buckle Grille
- Length:2400/2900/3600mm Ect.
- Weight: 700Gram/Metre
- Packing:20Pcs/Carton
- Pkg Size:17.5cm\*24.3cm



- 160\*24 Pair Buckle Grille b Model
- Length:2400/2900/3600mm Ect.
- Weight: 750Gram/Metre
- Packing:18Pcs/Carton
- Pkg Size:17.5cm\*26.2cm



- 155\*18 Pair Buckle Grille
- Length:2400/2900/3600mm Ect.
- Weight: 600Gram/Metre
- Packing:20Pcs/Carton
- Pkg Size:17.5cm\*24.3cm



- 160\*24 Black Bottom Semi Wrapped
- Length:2400/2900/3600mm Ect.
- Weight: 800Gram/Metre
- Packing:18Pcs/Carton
- Pkg Size:17.5cm\*26.2cm



- 155\*17 Pairs Of Buckle Grilles
- Length:2400/2900/3600mm Ect.
- Weight: 580Gram/Metre
- Packing:20Pcs/Carton
- Pkg Size:15.8cm\*20.2cm



- 159\*23 Pairs Of Buckle Grilles
- Length:2400/2900/3600mm Ect.
- Weight:750 Gram/Metre
- Packing:18Pcs/Carton
- Pkg Size:17.5cm\*26.2cm




- 150\*15 Pairs Of Buckle Grilles
- Length:2400/2900/3600mm Ect.
- Weight: 550Gram/Metre
- Packing:22Pcs/Carton
- Pkg Size:15.8cm\*20.2cm

## Interior WPC Wall Panel



- 152\*12 Great Wall Board Black  
Bottom Semi Wrapped
- Length:2400/2900/3600mm Ect.
- Weight:620 Gram/Metre
- Packing:14Pcs/Carton
- Pkg Size:17cm\*17cm



- 204\*12 Inner Arc Plate
- Length:2400/2900/3600mm Ect.
- Weight: 800Gram/Metre
- Packing:15Pcs/Carton
- Pkg Size:21cm\*18cm




- 160\*15 Semi-Circular Plate
- Length:2400/2900/3600mm Ect.
- Weight:660 Gram/Metre
- Packing:16Pcs/Carton
- Pkg Size:17cm\*24cm



- 210\*9 Dense Splicing Board
- Length:2400/2900/3600mm Ect.
- Weight:850 Gram/Metre
- Packing:15Pcs/Carton
- Pkg Size:21.8cm\*13.2cm




- 150 Shaped Plate
- Length:2400/2900/3600mm Ect.
- Weight: 670Gram/Metre
- Packing:14Pcs/Carton
- Pkg Size:16.3cm\*19cm



- 200\*15 Wave Board
- Length:2400/2900/3600mm Ect.
- Weight: 820Gram/Metre
- Packing:16Pcs/Carton
- Pkg Size:21cm\*21cm




- 150 Inner Arc Plate
- Length:2400/2900/3600mm Ect.
- Weight: 680Gram/Metre
- Packing:22Pcs/Carton
- Pkg Size:16cm\*21cm



- 200\*15 Concave Convex Board  
(Wave Board)
- Length:2400/2900/3600mm Ect.
- Weight: 1,000Gram/Metre
- Packing:18Pcs/Carton
- Pkg Size:21.5cm\*21cm



- Double 75 Relief Board
- Length:2400/2900/3600mm Ect.
- Weight: 460Gram/Metre
- Packing:30Pcs/Carton
- Pkg Size:17cm\*27cm



- 195\*12 Wave Board
- Length:2400/2900/3600mm Ect.
- Weight:700 Gram/Metre
- Packing:14Pcs/Carton
- Pkg Size:21.5cm\*21cm




- 200\*9 Square Slot Quick Loading Board
- Length:2400/2900/3600mm Ect.
- Weight: 850Gram/Metre
- Packing:16Pcs/Carton
- Pkg Size:16cm\*21cm



- 204 Shaped Plate
- Length:2400/2900/3600mm Ect.
- Weight: 660Gram/Metre
- Packing:15Pcs/Carton
- Pkg Size:21\*15cm



- 200\*9 Round Groove Quick Loading Board
- Length:2400/2900/3600mm Ect.
- Weight: 850Gram/Metre
- Packing:16Pcs/Carton
- Pkg Size:16cm\*21cm



- 210 High And Low Great Wall Slabs
- Length:2400/2900/3600mm Ect.
- Weight: 1150Gram/Metre
- Packing:12Pcs/Carton
- Pkg Size:21\*15cm



- 180 Shaped Plate
- Length:2400/2900/3600mm Ect.
- Weight: 900Gram/Metre
- Packing:12Pcs/Carton
- Pkg Size:18.5cm\*29cm



- 160\*24 Round Hole Grille
- Length:2400/2900/3600mm Ect.
- Weight: 1000Gram/Metre
- Packing:18Pcs/Carton
- Pkg Size:17.3cm\*28.3cm



- 200\*15 Small Circular Plate
- Length:2400/2900/3600mm Ect.
- Weight: 750Gram/Metre
- Packing:16Pcs/Carton
- Pkg Size:No data



- 160\*22 Round Hole Grille
- Length:2400/2900/3600mm Ect.
- Weight: 900Gram/Metre
- Packing:20Pcs/Carton
- Pkg Size:17.5cm\*26.2cm



- 179\*17 Wide And Narrow Grille
- Length:2400/2900/3600mm Ect.
- Weight:750 Gram/Metre
- Packing:15Pcs/Carton
- Pkg Size:21cm\*22cm




- 155\*17 Round Hole Grille
- Length:2400/2900/3600mm Ect.
- Weight: 700Gram/Metre
- Packing:Pcs/Carton
- Pkg Size:15.8cm\*20.2cm

## Interior WPC Wall Panel



- 50\*60 Smallpox
- Length:2400/2900/3600mm Ect.
- Weight: 550Gram/Metre
- Packing:20Pcs/Carton
- Pkg Size:20.5cm\*27cm



- 50\*50 Square Timber
- Length:2400/2900/3600mm Ect.
- Weight: 560Gram/Metre
- Packing:16Pcs/Carton
- Pkg Size:21.5cm\*21.5cm




- 50\*60 Irregular Ceiling
- Length:2400/2900/3600mm Ect.
- Weight: 550Gram/Metre
- Packing:20Pcs/Carton
- Pkg Size:20.5cm\*27cm



- 50\*100 Square Timber
- Length:2400/2900/3600mm Ect.
- Weight: 1050Gram/Metre
- Packing:10Pcs/Carton
- Pkg Size:20.5cm\*27cm




- 50\*90 Ceiling
- Length:2400/2900/3600mm Ect.
- Weight: 700Gram/Metre
- Packing:16Pcs/Carton
- Pkg Size:20.5cm\*31.3cm



- 50\*75 Square Timber
- Length:2400/2900/3600mm Ect.
- Weight:800 Gram/Metre
- Packing:10Pcs/Carton
- Pkg Size:16cm\*26cm



- 40\*25 Square Timber
- Length:2400/2900/3600mm Ect.
- Weight: 350Gram/Metre
- Packing:30Pcs/Carton
- Pkg Size:21cm\*20.5cm



- 50\*150 Square Timber
- Length:2400/2900/3600mm Ect.
- Weight: 1750Gram/Metre
- Packing:5Pcs/Carton
- Pkg Size:16cm\*26cm



- 40\*50 Square Timber
- Length:2400/2900/3600mm Ect.
- Weight: 500Gram/Metre
- Packing:25Pcs/Carton
- Pkg Size:21cm\*27.5cm



- 160\*24 Grille (Small Left)
- Length:2400/2900/3600mm Ect.
- Weight: 240Gram/Metre
- Packing:50Pcs/Carton
- Pkg Size:16.5cm\*20.5cm



- 198\*28 Grille (Right Large)
- Length:2400/2900/3600mm Ect.
- Weight:270 Gram/Metre
- Packing:50Pcs/Carton
- Pkg Size:16.5cm\*20.5cm



- 35\*35 Right Angled Edge
- Length:2400/2900/3600mm Ect.
- Weight: 170Gram/Metre
- Packing:100Pcs/Carton
- Pkg Size:13cm\*17cm



- 20\*20 Led Bead Square Wood
- Length:2400/2900/3600mm Ect.
- Weight: 240Gram/Metre
- Packing:50Pcs/Carton
- Pkg Size:No Data



- 30\*40 Right Angled Edge
- Length:2400/2900/3600mm Ect.
- Weight: 190Gram/Metre
- Packing:100Pcs/Carton
- Pkg Size:16cm\*21cm



- Lamp Bead Wire 1.5 Long
- Length:2400/2900/3600mm Ect.
- Weight: No Data
- Packing:No Data
- Pkg Size:No Data



- 35 Concave Angle Line
- Length:2400/2900/3600mm Ect.
- Weight:130 Gram/Metre
- Packing:100Pcs/Carton
- Pkg Size:16cm\*21cm



- 10\*20 Edge Banding Line
- Length:2400/2900/3600mm Ect.
- Weight: 100Gram/Metre
- Packing:100Pcs/Carton
- Pkg Size:13cm\*17cm



- 21\*33 Ceiling Corner Line
- Length:2400/2900/3600mm Ect.
- Weight: 130Gram/Metre
- Packing:100Pcs/Carton
- Pkg Size:16cm\*21cm



- 25\*25 Right Angled Edge
- Length:2400/2900/3600mm Ect.
- Weight: 130Gram/Metre
- Packing:100Pcs/Carton
- Pkg Size:13cm\*17cm



- 60 Decorative Lines
- Length:2400/2900/3600mm Ect.
- Weight:340 Gram/Metre
- Packing:30Pcs/Carton
- Pkg Size:16cm\*21cm

## Interior WPC Wall Panel



- 37 Pressure Line
- Length:2400/2900/3600mm Ect.
- Weight:290 Gram/Metre
- Packing:50Pcs/Carton
- Pkg Size:16cm\*21cm



- 60 Square Meters
- Length:2400/2900/3600mm Ect.
- Weight: 350Gram/Metre
- Packing:40Pcs/Carton
- Pkg Size:16cm\*21cm



- 60\*23 Skirting Line
- Length:2400/2900/3600mm Ect.
- Weight: 340Gram/Metre
- Packing:40Pcs/Carton
- Pkg Size:16cm\*21cm



- Stainless Steel Card Components
- Length:No Date
- Weight: 16kg/Pkg
- Packing:5,000Pcs/Carton
- Pkg Size:47\*37\*19cm




- 80 Vertex Line
- Length:2400/2900/3600mm Ect.
- Weight: 540Gram/Metre
- Packing:22Pcs/Carton
- Pkg Size:16cm\*21cm



- 100 Skirting Boards
- Length:2400/2900/3600mm Ect.
- Weight: 570Gram/Metre
- Packing:20Pcs/Carton
- Pkg Size:16cm\*21cm



- 60 Rome Line
- Length:2400/2900/3600mm Ect.
- Weight310: Gram/Metre
- Packing:30Pcs/Carton
- Pkg Size:16cm\*21cm



- 100 Skirting Boards
- Length:2400/2900/3600mm Ect.
- Weight: 550Gram/Metre
- Packing:20Pcs/Carton
- Pkg Size:16cm\*21cm



- 100 Step Line
- Length:2400/2900/3600mm Ect.
- Weight: 450Gram/Metre
- Packing:20Pcs/Carton
- Pkg Size:16cm\*21cm



- 100 Corner Line
- Length:2400/2900/3600mm Ect.
- Weight: 700Gram/Metre
- Packing:20Pcs/Carton
- Pkg Size:21cm\*21cm

>>> Shipment Pictures





# PS WALL PANEL

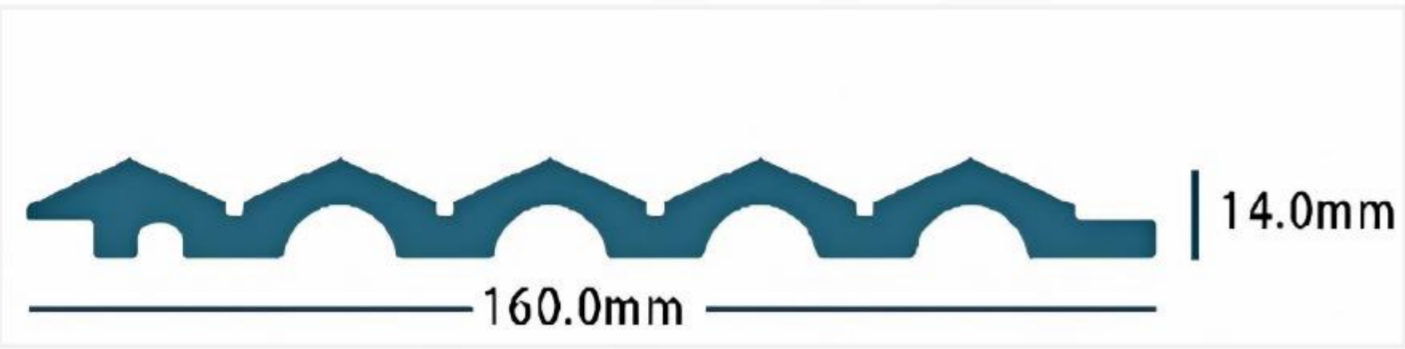
“ PS wall panels are lightweight, durable construction materials made from polystyrene. Offering excellent thermal insulation, moisture resistance, and soundproofing, they simplify interior/exterior wall installations. Eco-friendly, cost-effective, and customizable in colors/textures, these panels enhance energy efficiency while reducing construction time. Ideal for residential/commercial spaces.



## >>>THE APPLICATIONS:





Style: One



➤ **Product Size: 160.0\*14.0mm**

➤ **Carton Capacity: 20PCS/Carton**


➤ **Carton Size: 160\*210\*2950mm**




## Style: Two



- **Product Size: 120.0\*12.0mm**
- **Carton Capacity: 22PCS/Carton**
- **Carton Size: 235\*135\*2950mm**



# Style: Three







- **Product Size:120.0\*12.0mm**
- **Carton Capacity:22PCS/Carton**
- **Carton Size:235\*135\*2950mm**



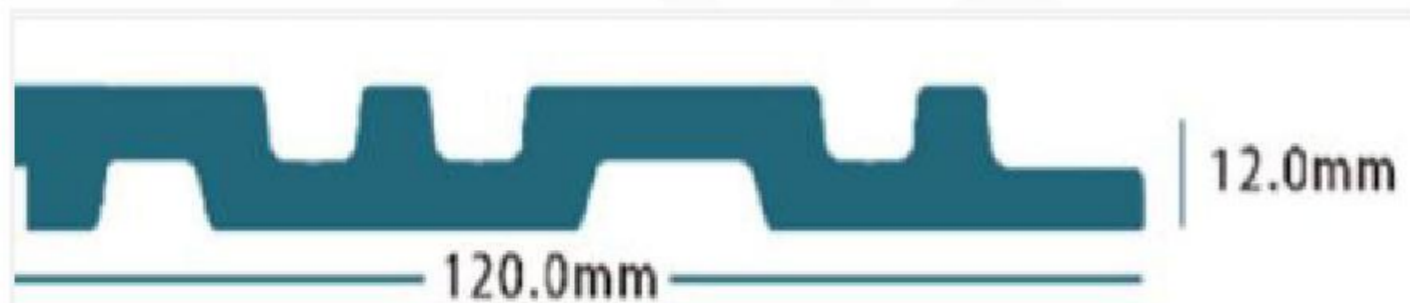
## Style: Four



- **Product Size: 150.0\*10.0mm**
- **Carton Capacity: 24PCS/Carton**
- **Carton Size: 160\*210\*2950mm**



# Style: Five



- **Product Size:120.0\*12.0mm**
- **Carton Capacity:22PCS/Carton**
- **Carton Size:230\*135\*2950mm**



# PS Wall Panel

PS Wall Panel

## Style: Six



- **Product Size:120.0\*20.0mm**
- **Carton Capacity:14PCS/Carton**
- **Carton Size:235\*135\*2950mm**



Style: Seven



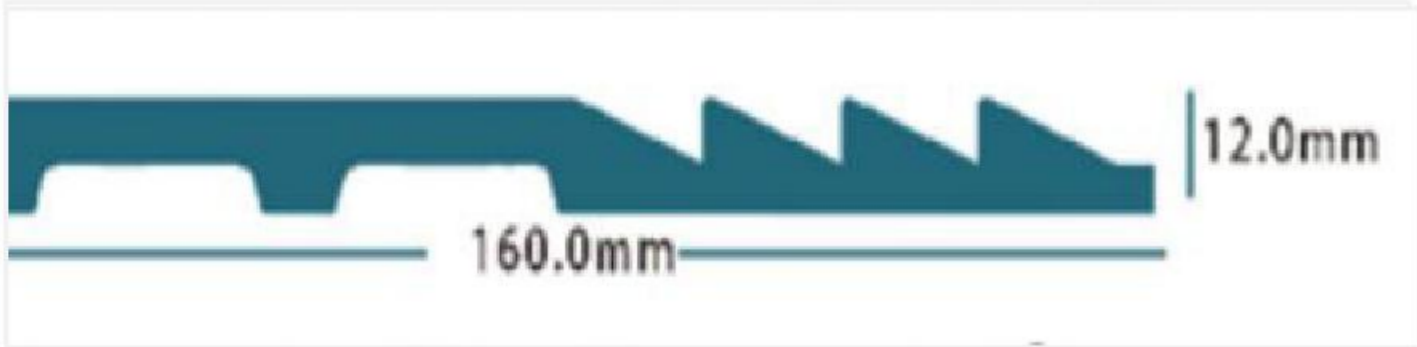
- **Product Size:120.0\*12.0mm**
- **Carton Capacity:22PCS/Carton**
- **Carton Size:235\*135\*2950mm**









# PS Wall Panel

## Style: Eight





- **Product Size: 160.0\*12.0mm**
- **Carton Capacity: 22PCS/Carton**
- **Carton Size: 160\*210\*2950mm**



Style: Nine



- **Product Size:150.0\*12.0mm**
- **Carton Capacity:18PCS/Carton**
- **Carton Size:160\*210\*2950mm**



## PS Wall Panel

### Style: Ten



- **Product Size: 160.0\*12.0mm**
- **Carton Capacity: 18PCS/Carton**
- **Carton Size: 160\*210\*2950mm**



### Style: Eleven



- **Product Size: 120.0\*12.0mm**
- **Carton Capacity: 22PCS/Carton**
- **Carton Size: 235\*135\*2950mm**



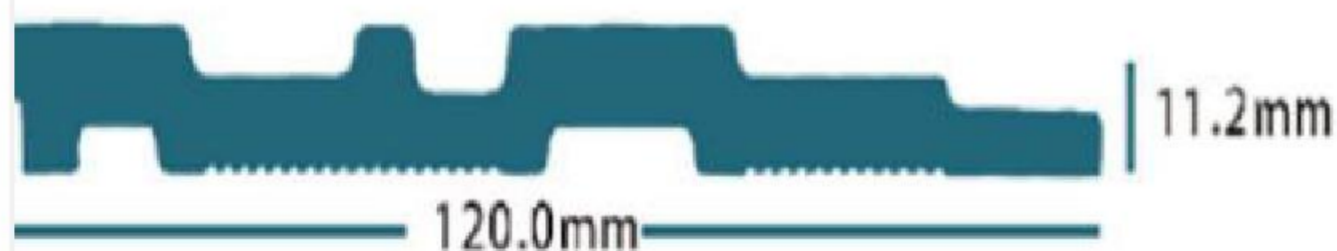
## Style: Twelve



- **Product Size: 120.0\*12.0mm**
- **Carton Capacity: 22PCS/Carton**
- **Carton Size: 235\*135\*2950mm**



## Style: Thirteen

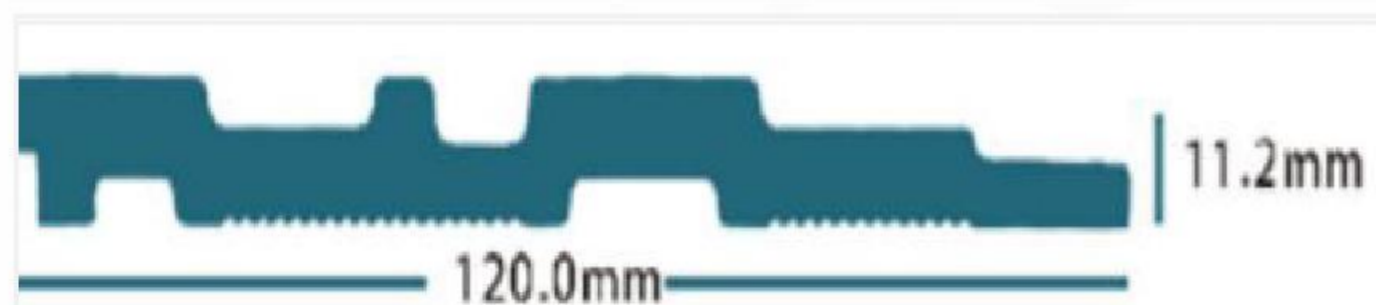


- **Product Size: 160.0\*20.0mm**
- **Carton Capacity: 16PCS/Carton**
- **Carton Size: 165\*210\*2950mm**



## PS Wall Panel

### Style: Fourteen



- **Product Size: 120.0\*11.2mm**
- **Carton Capacity: 22PCS/Carton**
- **Carton Size: 235\*135\*2950mm**



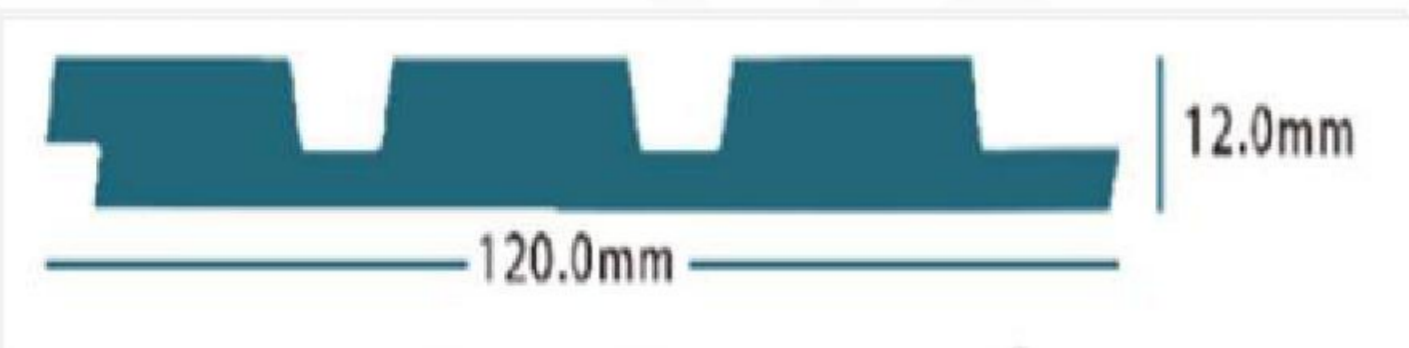
### Style: Fifteen




- **Product Size: 120.0\*20.0mm**
- **Carton Capacity: 22PCS/Carton**
- **Carton Size: 235\*135\*2950mm**



**Style: Sixteen**



- **Product Size:120.0\*11.2mm**
- **Carton Capacity:22PCS/Carton**
- **Carton Size:235\*135\*2950mm**



**Style: Seventeen**

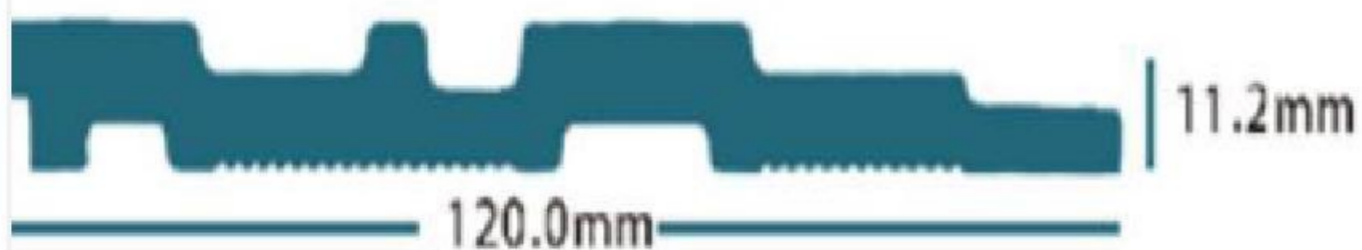


- **Product Size:310.0\*7.0mm**
- **Carton Capacity:22PCS/Carton**
- **Carton Size:310\*90\*2950mm**



# PS Wall Panel

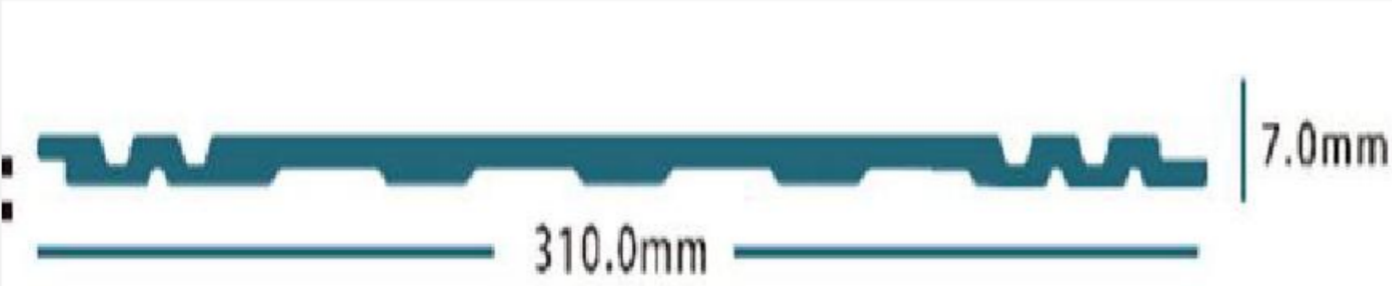
## Style: Eighteen



- **Product Size:120.0\*11.2mm**
- **Carton Capacity:22PCS/Carton**
- **Carton Size:235\*135\*2950mm**



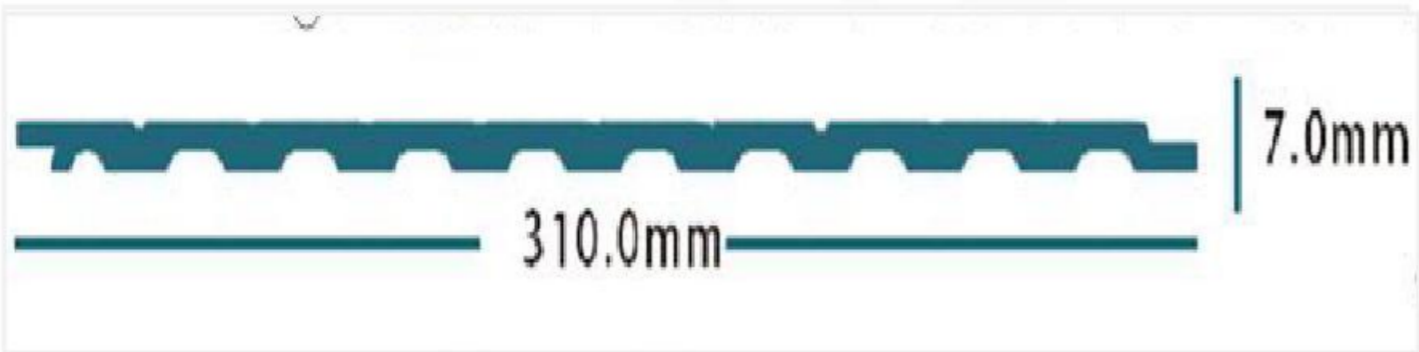
## Style: Nineteen







- **Product Size:310.0\*7.0mm**
- **Carton Capacity:12PCS/Carton**
- **Carton Size:310\*90\*2950mm**



# Style: Twenty



- **Product Size:310.0\*7.0mm**
- **Carton Capacity:12PCS/Carton**
- **Carton Size:310\*90\*2950mm**







# PS Wall Panel


## Style: Twenty-one



- **Product Size: 310.0\*7.0mm**
- **Carton Capacity: 12PCS/Carton**
- **Carton Size: 310\*90\*2950mm**



## Style: Twenty-two



- **Product Size: 310.0\*8.0mm**
- **Carton Capacity: 12PCS/Carton**
- **Carton Size: 310\*90\*2950mm**



# PVC UV MARBLE BOARD


“ The PVC UV Marble Board is a lightweight, durable decorative material made PVC resin and calcium carbonate, coated with UV-cured layers for a high-gloss, scratch-resistant finish. It mimics natural marble aesthetics while offering waterproof, fire-resistant, and eco-friendly properties, ideal for indoor walls, kitchens, and bathrooms. Easy to install and maintain, it serves as a cost-effective alternative to traditional marble.

PVC Marble Sheet

## >>>Details

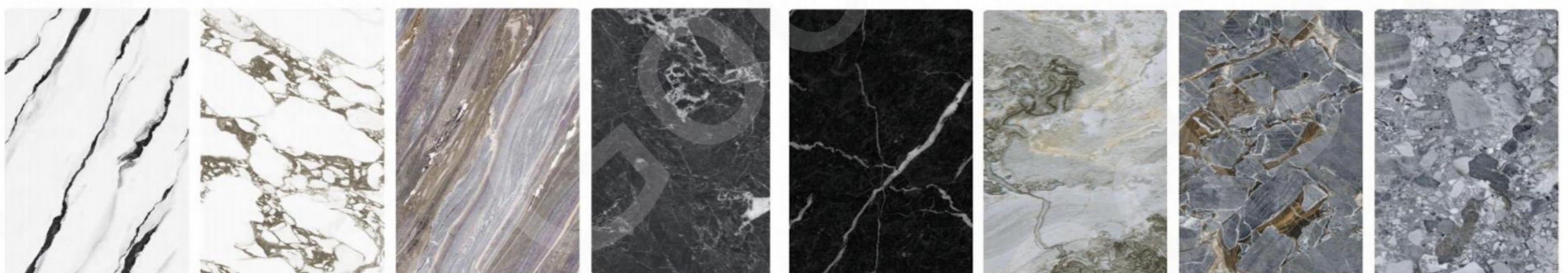
The PVC UV Marble Board is a lightweight, durable decorative material made from PVC resin and calcium carbonate, coated with UV-cured layers for a high-gloss, scratch-resistant finish. It mimics natural marble aesthetics while offering waterproof, fire-resistant, and eco-friendly properties, ideal for indoor walls, kitchens, and bathrooms. Easy to install and maintain, it serves as a cost-effective alternative to traditional marble.

|           |                                   |
|-----------|-----------------------------------|
| Material  | Polyvinyl Chloride/Calcium Powder |
| Thickness | 2/2.2/2.5/2.7/2.8/3/4/5MM         |
| Size      | 1220*2440/2800/2900MM             |
| Surface   | Hot Stamp/PVC Film/3D Printing    |



## >>>Film types


### ·PVC/Thermal Transfer



### ·3D Film



### ·Gilded series and more types for contact



>>> Installation method:



·Step 1  
Measure the required dimensions.





·Step 2  
Cut the Uv wall panel with a utility knife.





·Step 3  
Apply nail free gule to the back



·Step 4  
Paste it on the wall.




## >>>THE APPLICATIONS:



□ 2.0MM Available Films And Sizes:

>>Heat Transfer Film And Size:



>>PVC And Size:



# UV Marble Board

## 2.4MM Available Films And Sizes:

>>Heat Transfer Film And Size:



14.4±0.2kg/PC

2440MM

1220MM

2800MM



16.5±0.2kg/PC

1220MM

2900MM



17.1±0.2kg/PC

1220MM

>>PVC And Size:



14.4±0.2kg/PC

2440MM

1220MM

2800MM



16.5±0.2kg/PC

1220MM

2900MM



17.1±0.2kg/PC

1220MM

□ 2.5MM Available Films And Sizes:

>>Heat Transfer Film And Size:



15.0±0.2kg/PC



2440MM

2800MM

1220MM

17.2±0.2kg/PC



2800MM

1220MM

17.8±0.2kg/PC



2900MM

1220MM

>>PVC And Size:



15.0±0.2kg/PC



2440MM

2800MM

1220MM

17.2±0.2kg/PC



2800MM

1220MM

17.8±0.2kg/PC



2900MM

1220MM



# UV Marble Board

## □ 2.7MM Available Films And Sizes:

>>Heat Transfer Film And Size:



16.2±0.2kg/PC

2440MM

1220MM

2800MM



18.6±0.2kg/PC

1220MM

2900MM



19.3±0.2kg/PC

1220MM

>>PVC And Size:



16.2±0.2kg/PC

2440MM

1220MM

2800MM



18.6±0.2kg/PC

1220MM

2900MM



19.3±0.2kg/PC

1220MM

□ 2.8MM Available Films And Sizes:

>>Heat Transfer Film And Size:



16.8±0.2kg/PC

2440MM

2800MM

1220MM

19.2±0.2kg/PC

2900MM

1220MM

19.8±0.2kg/PC

2900MM

1220MM

>>PVC And Size:



16.8±0.2kg/PC

2440MM

2800MM

1220MM

19.2±0.2kg/PC

2900MM

1220MM

19.8±0.2kg/PC

2900MM

1220MM

# UV Marble Board

## 3.0MM Available Films And Sizes:

>>Heat Transfer Film And Size:



18.3±0.2kg/PC



2440MM

2800MM

1220MM

21.0±0.2kg/PC



2800MM

1220MM

21.8±0.2kg/PC



2900MM

1220MM

>>PVC And Size:



18.3±0.2kg/PC



2440MM

2800MM

1220MM

21.0±0.2kg/PC



2800MM

1220MM

21.8±0.2kg/PC



2900MM

1220MM

□ 4.0MM Available Films And Sizes:

>>Heat Transfer Film And Size:



25.0±0.2kg/PC

2440MM

2800MM

1220MM

28.6±0.2kg/PC

2900MM

1220MM

29.6±0.2kg/PC

2900MM

1220MM

>>PVC And Size:



25.0±0.2kg/PC

2440MM

2800MM

1220MM

28.6±0.2kg/PC

2900MM

1220MM

29.6±0.2kg/PC

2900MM

1220MM

# UV Marble Board

## 5.0MM Available Films And Sizes:

>>Heat Transfer Film And Size:



31.3±0.2kg/PC



2440MM

2800MM

1220MM

35.9±0.2kg/PC



2800MM

1220MM

37.1±0.2kg/PC



2900MM

1220MM

>>PVC And Size:



31.3±0.2kg/PC



2440MM

2800MM

1220MM

35.9±0.2kg/PC



2800MM

1220MM

37.1±0.2kg/PC



2900MM

1220MM

# EXTERNAL WPC FLOORING & CLADDING

“ External WPC (Wood-Plastic Composite) flooring and cladding integrate wood fibers and recycled plastics, offering durability and eco-friendliness<sup>68</sup>. Ideal for outdoor use, it’s waterproof, UV-resistant, and withstands harsh weather, making it suitable for decks, patios, and exterior walls<sup>67</sup>. The material mimics natural wood textures while resisting rot, mold, and insects<sup>68</sup>. Its click-lock installation simplifies DIY projects, and low-maintenance features reduce upkeep<sup>18</sup>. Fire-retardant options enhance safety<sup>8</sup>. WPC cladding provides thermal insulation and aesthetic versatility with varied colors and 3D designs, perfect for modern, sustainable architecture



## >>>Product Features

**Durable for Outdoor Application**-Stable and anti-UV in any temperatures.



**Easy Installation**-Just few screws for the fence installation. The smart design makes the fence DIY become possible.



**Eco-friendly** - Mecofence is made of recyclable materials. It doesn't contain harmful elements or heavy metals.



**Confident Warranty**- Mecofence offers 10 years warranty



**Patented Designs** - Unique fencing system and pass wind resistance test.



## >>>Patents And Test Reports

### Wind Resistance Test

Issue Date: 2018/3/9 Intertek Report No. 180206062GZU-003

| No. | Test Item            | Test Parameter  | Test Result   | Verdict |
|-----|----------------------|---|---|---------|
| 1   | Wind resistance test | Test method: Client's requirements<br>Requirements:<br>The fencing system shall resist a maximum horizontal quarter point load of 372,1 N/m <sup>2</sup> x effective area of system (as 9 Beaufort scale or 9 wind level) | There was no failure, nor any evidence of disengagement of any component, nor visible cracks in any component | Pass    |

### Patent of WPC Fence





### SGS Test Report



### High-Technology Certificate for WPC Fence



## >>> THE APPLICATIONS :





□ First Generation WPC Flooring




- 1st Round Hole WPC-Flooring
- Size:2900\*140\*25mm
- 20'Gp Cap.: 935m2
- Front&Back:25 Fine Grooves&7 Wide Grooves
- Aperture:16.4mm



- 1st Round Hole WPC-Flooring
- Size:2900\*140\*25mm
- 20'Gp Cap.:935m2
- Front&Back:25 Fine Slots &7 Wide Slots
- Aperture:15.2mm



- 1st Solid WPC-Flooring
- Size:2900\*140\*20mm
- 20'Gp Cap.:1039m2
- Front&Back:10 Fine Slots &6 Wide Slots



- 1st Solid WPC-Flooring
- Size:2900\*140\*25mm
- 20'Gp Cap.:831m2
- Front&Back:24 Fine Grooves&9 Wide Grooves

>>>Available Colors



Log color

Teak

Dark Gray

Ancient wood

Coffee Brown

Dark coffee

Redwood



# External WPC Series

## 3D Embossed WPC Flooring



- 3D Embossed Square Hole WPC-Flooring
- Size:2900\*146\*20mm
- 20'Gp Cap.:1066m2
- Front&Back:Embossed &Grooved



- 3D Embossed Circular Hole WPC-Flooring.
- Size: 2900\*148\*23mm
- 20'Gp Cap.:937m2
- Front&Back:Embossed &Grooves



- 3D Embossed Circular Hole WPC-Flooring
- Size:2900\*146\*24mm
- 20'Gp Cap.:889m2
- Front&Back:Embossed &Grooves



- 3D Embossed Circular Hole WPC-Flooring.
- Size: 2900\*150\*25mm
- 20'Gp Cap.:876m2
- Front&Back: Embossed &Grooves



- 3D Embossed Circular Hole WPC-Flooring
- Size:2900\*140\*25mm
- 20'Gp Cap.:935m2
- Front&Back:Embossed &Grooves



- 3D Embossed Solid WPC-Flooring
- Size:2900\*140\*20mm
- 20'Gp Cap.:1039m2
- Front&Back:Embossed &Grooves



- 3D Embossed Solid WPC-Flooring
- Size:2900\*140\*23mm
- 20'Gp Cap.:883m2
- Front&Back:Embossed &Grooves



- 3D Embossed Solid WPC-Flooring
- Size:2900\*140\*25mm
- 20'Gp Cap.:779m2
- Front&Back:Embossed &Grooves

### >>>Available Colors



Grey Black



Teak



Coffee Brown



Deep Coffee



Natural Wood



Redwood



Ancient Wood

□ **Second Generation Co-extruded WPC Flooring-1**



- Single Co-Extruded Circular Hole A
- Size: 2900\*148\*22mm
- 20'Gp Cap.: 973m<sup>2</sup>
- Front&B.: 3D Embossing & Wide Groove
- Co-Extruded Layer: 0.7mm
- Surface Finish: None



- Single Co-Extruded Circular Hole B
- Size: 2900\*148\*22mm
- 20'Gp Cap.: 973m<sup>2</sup>
- F&B: 3D Embossing & Wide Groove
- Co-Extruded Layer: 0.7 Mm
- Surface Finish: Brushed




- Single Co-Extruded Circular Hole A
- Size: 2900\*140\*25mm
- 20'Gp Cap.: 935m<sup>2</sup>
- Front&B: 3D Embossing & Wide Groove
- Co-Extruded Layer: 0.5 Mm
- Surface Finish: None




- Single Co-Extruded Circular Hole B
- Size: 2900\*140\*25mm
- 20'Gp Cap.: 935m<sup>2</sup>
- Front&B: 3D Embossing & Wide Groove
- Co-Extruded Layer: 0.5mm
- Surface Finish: Brushed



- Single Co-Extruded Solid A
- Size: 2900\*140\*20mm
- 20'Gp Cap.: 1039m<sup>2</sup>
- F&B: Featuring 3D Embossing & Featuring Wide Grooves
- Co-Extruded Layer : 0.7 Mm
- Surface Finish: Non-Surface




- Single Co-Extruded Solid B
- Size: 2900\*140\*20mm
- 20'Gp Cap.: 1039m<sup>2</sup>
- Front&Back: 3D Embossing & Wide Groove
- Co-Extruded Layer: 0.7 Mm
- Surface Finish: Brushed



## External WPC Series

### Second Generation Co-extruded WPC Flooring-2



- 2nd Co-Extruded Circular Hole
- Size:2900\*138\*23mm
- 20'Gp Cap.:998m2
- Front&Back: 3D Embossing + Wire Drawing &Wide Groove
- Co-Extruded Layer: 0.5 Mm
- Surface Finish:Brushed



- 2nd Co-Extrusion Circular Hole
- Size:2900\*143\*23mm
- 20'Gp Cap.:970m2
- F&B:3D Embossing &Wire Drawing Flat Drawing Processing
- Co-Extruded Layer:0.8 Mm
- Surface Finish:Brushed
- Can Be Done In 2 Colors



- 2nd Co-Extruded Solid WPC-Flooring
- Size:2900\*143\*23mm
- 20'Gp Cap.:845m2
- Front&Back:3D Embossing+ Wire Drawing &Flat Wire Drawing
- Co-Extruded Layer: 0.7mm
- Surface Finish:Surface Brushed
- Can Be Done In 2colors



- 2nd Co-Extruded Solid Arch Panel
- Size:2900\*150\*23mm
- 20'Gp Cap.:828m2
- Front&Back: 3D Embossing+ Drawing &Arched
- Co-Extruded Layer: 0.5 Mm
- Surface Finish:Brushed

### >>>Available Colors



古木 A 柚木2 B 枫木 C 深灰 D 浅咖啡 E 柚木1 F 中灰 G 紫檀 H



枫木色 I 柚木色 J 橡木色 K 红木色 L 紫檀色 M 浅灰色 N 银灰色 O

### First Generation WPC Exterior Wall Panel



- 3D Embossed WPC-Exterior Wall Panel
- Size:2900\*148\*21mm
- Weight(1m): 1.74kg/m
- 20'Gp Cap.:1322m2
- Effective Width 125mm



- 3D Embossed WPC-Exterior Wall Panel
- Size:2900\*156\*21mm
- Weight(1m): 1.81kg/m
- 20'Gp Cap.:1249m2
- Effective Width 135mm

### >>>Available Colors



Log color Teak Dark Gray Ancient wood Coffee Brown Dark coffee Redwood

□ 3D Embossed WPC Exterior Wall Panel



- 3D Embossed WPC Wall Panel
- Size:2900\*148\*21mm
- Weight(1m): 1.74kg/m
- 20'Gp Cap.:1322m2
- Effective Width 125mm



- 3D Embossed WPC Wall Panel
- Size:2900\*156\*21mm
- Weight(1m): 1.81kg/m
- 20'Gp Cap.:1249m2
- Effective Width 135mm

>>>Available Colors



Grey Black



Teak



Coffee Brown



Deep Coffee



Natural Wood



Redwood



Ancient Wood

□ Second Generation Co-Extruded WPC Wall Panel



- 2nd Co-Extruded WPC-Wall Panels
- Size:2900\*156\*21mm
- Weight(1m):1.78 Kg/m
- 20'Gp Cap.:1249m2
- Effective Width:135mm

>>>Available Colors



Maple



Teak



Clarks



Redwood



Rosewood



Light Gray



Silver Gray

## External WPC Series

### □ First Generation Of WPC Great Wall Panel



- 1st WPC-Great Wall Panels
- Size:2900\*219\*26mm
- Weight(1m):2.91kg/m
- 20'Gp Cap.:880m2
- Effective Width:200mm



- 1st WPC-Great Wall Panels
- Size:2900\*219\*26mm
- Weight(1m):2.86kg/m
- 20'Gp Cap.:880m2
- Effective Width 200mm



- 1st WPC-Great Wall Panels
- Size:2900\*167\*29mm
- Weight(1m):2.58kg/m
- 20'Gp Cap.:730m2
- Effective Width 150mm



- 1st WPC-Great Wall Panels
- Size:2900\*290\*21mm
- Weight(1m):3.51kg/m
- 20'Gp Cap.:974m2
- Effective Width 250mm

### >>>Available Colors



**Ancient Wood**



**Snow Pine Red**



**Dark Gray**



**Coffee Brown**



**Dark Coffee**



**Teak**

**□ Second Generation Co-Extruded WPC Great Wall Panel**



- Single Co-Extruded WPC-Great Wall Panel
- Size: 2900\*219\*26mm
- Weight(1m): 2.89kg/m
- 20'Gp Cap.: 880m<sup>2</sup>
- Effective Width 200mm



- Single Co-Extruded WPC-Great Wall Panel
- Size: 2900\*177\*13mm
- Weight(1m): 1.78kg/m
- 20'Gp Cap.: 1584m<sup>2</sup>
- Effective Width 165mm



- 2nd Co-Extruded WPC-Great Wall Panel
- Size: 2900\*217\*25mm
- Weight(1m): 2.79kg/m
- 20'Gp Cap.: 880m<sup>2</sup>
- Effective Width 200mm



- 2nd Co-Extruded WPC-Great Wall Panel
- Size: 2900\*219\*26mm
- Weight(1m): 2.99kg/m
- 20'Gp Cap.: 880m<sup>2</sup>
- Effective Width 200mm



- 2nd Co-Extruded WPC-Great Wall Panel
- Size: 2900\*219\*26mm
- Weight(1m): 2.83kg/m
- 20'Gp Cap.: 880m<sup>2</sup>
- Effective Width 200mm



- 2nd Co-Extruded WPC-Great Wall Panel
- Size: 2900\*223\*\*26mm
- Weight(1m): 3.15kg/m
- 20'Gp Cap.: 824m<sup>2</sup>
- Effective Width 206mm

**>>> Available Colors**



**White**



**Maple**



**Redwood**



**Light Gray**



**Clarks**



**Silver Gray**



**Teak**



**Rosewood**

## External WPC Series


### WPC Install Accessories



- Plastic Buckles
- Recommended Quantity: 21pcs/m<sup>2</sup>
- Unit Price:\$0.016/PC
- Not retail;No MOQ



- Stainless Steel Buckle
- Recommended Quantity: 21pcs/m<sup>2</sup>
- Unit Price:\$0.048/PC
- Not retail;No MOQ



- Starting Buckle
- Unit Price:\$0.048/PC
- Not retail;No MOQ



- Screws
- Recommended Quantity: 21pcs/m<sup>2</sup>
- Unit Price:\$0.008/PC
- Not retail;No MOQ



- Fixed Nail
- Recommended Quantity: 7 Sets/m<sup>2</sup>
- Unit Price:\$0.045/PC
- Not retail;No MOQ



- WPC-Keel
- Size:40\*25mm
- Recommended Quantity: 3m/m<sup>2</sup>
- Unit Price:\$0.83/M



- 1st WPC-Edge Banding
- Size:50\*50mm
- Recommended Quantity:As Your Needs
- Unit Price:\$0.76/M

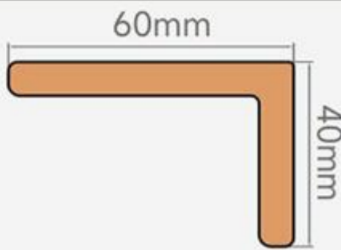
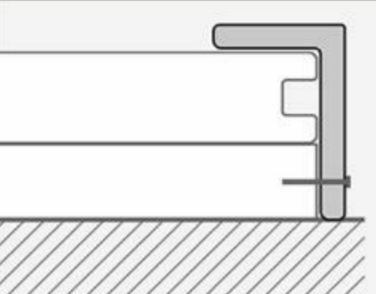

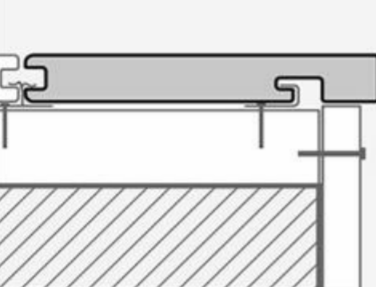

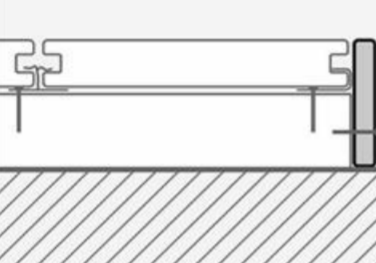

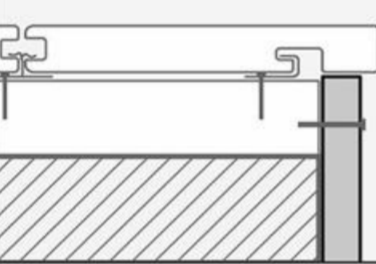
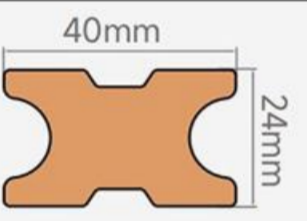
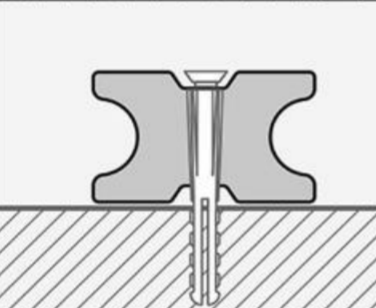

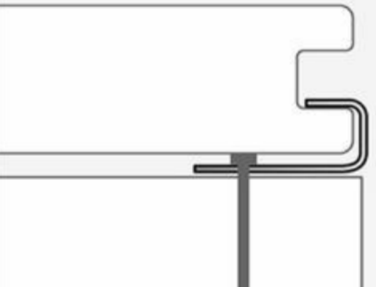

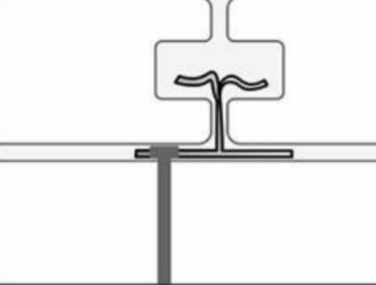

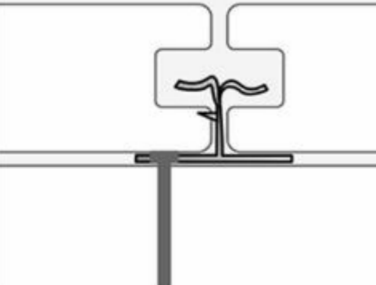

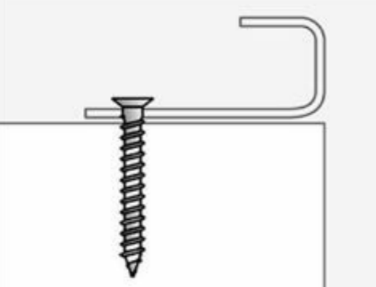

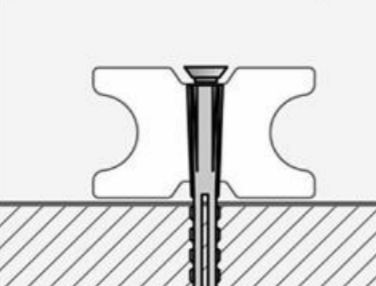


- 2ndco-Extruded WPC-Edge Banding
- Size: 50\*50mm
- Recommended Quantity:As Your Needs
- Unit Price:\$1.4/M



**>>> DECKING INSTALLATION ACCESSORIES:**

Decking in the picture are only for reference, the exact color should be subject to the actual products.

| ACCESSORIES   | DIAGRAM   |   |   |   |   |   |   |   |   |   |   |   |   |
|---|---|---|---|---|---|---|---|---|---|---|---|---|---|
| <br>End Cap (JE101)            |    | ✓ | ✓ | ✓ | ✓ | ✓ | - | - | - | - | - | - | - |
| <br>End Cap (JE30)             |    | ✓ | ✓ | - | ✓ | ✓ | - | - | - | - | - | - | - |
| <br>End Cap (JE110)          |  | ✓ | ✓ | - | ✓ | ✓ | - | - | - | - | - | - | - |
| <br>Riser (JE113)            |  | ✓ | ✓ | ✓ | ✓ | ✓ | - | - | - | - | - | - | - |
| <br>Keel (JE100)             |  | ✓ | ✓ | ✓ | ✓ | ✓ | ✓ | ✓ | ✓ | ✓ | ✓ | ✓ | ✓ |
| <br>Start Clip (L-A002)      |  | ✓ | ✓ | ✓ | ✓ | ✓ | ✓ | ✓ | ✓ | ✓ | ✓ | ✓ | ✓ |
| <br>Clip (L-A001)            |  | ✓ | ✓ | ✓ | ✓ | ✓ | ✓ | ✓ | ✓ | ✓ | ✓ | ✓ | ✓ |
| <br>Clip (L-A001B)           |  | ✓ | ✓ | ✓ | ✓ | ✓ | ✓ | ✓ | ✓ | ✓ | ✓ | ✓ | ✓ |
| <br>Nail (L-A004)            |  | ✓ | ✓ | ✓ | ✓ | ✓ | ✓ | ✓ | ✓ | ✓ | ✓ | ✓ | ✓ |
| <br>Expansion Screw (L-A008) |  | ✓ | ✓ | ✓ | ✓ | ✓ | ✓ | ✓ | ✓ | ✓ | ✓ | ✓ | ✓ |

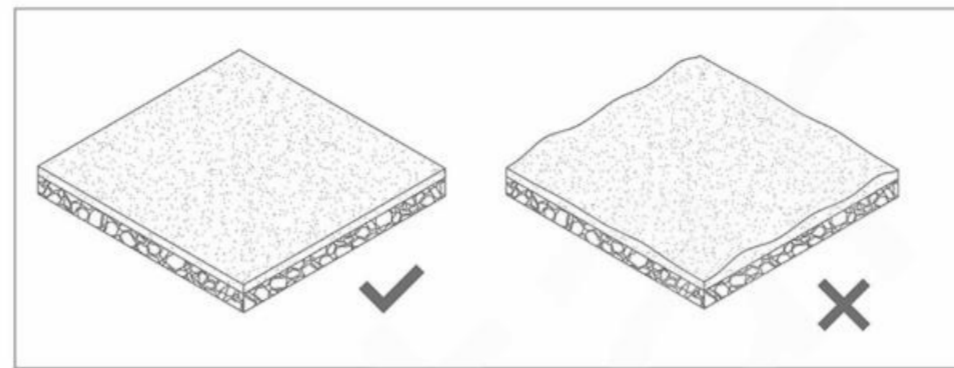
Remark: ✓ Available - Not Available

## >>>STEPS:

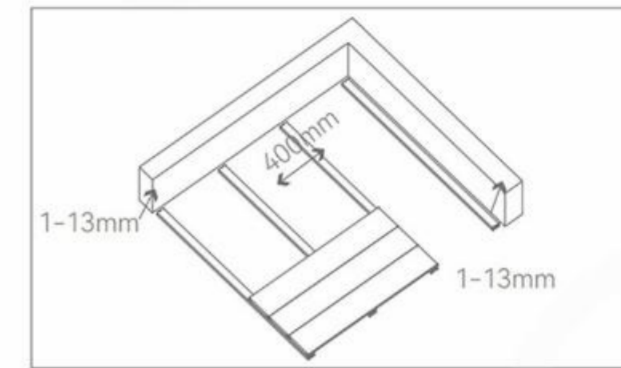
### Perparation:



01. Sweep the floor

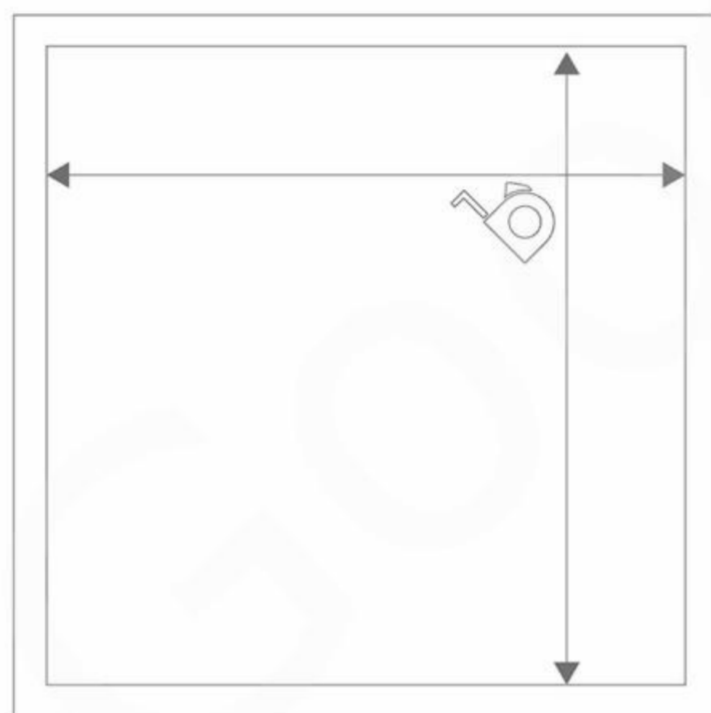


02. Flat ground

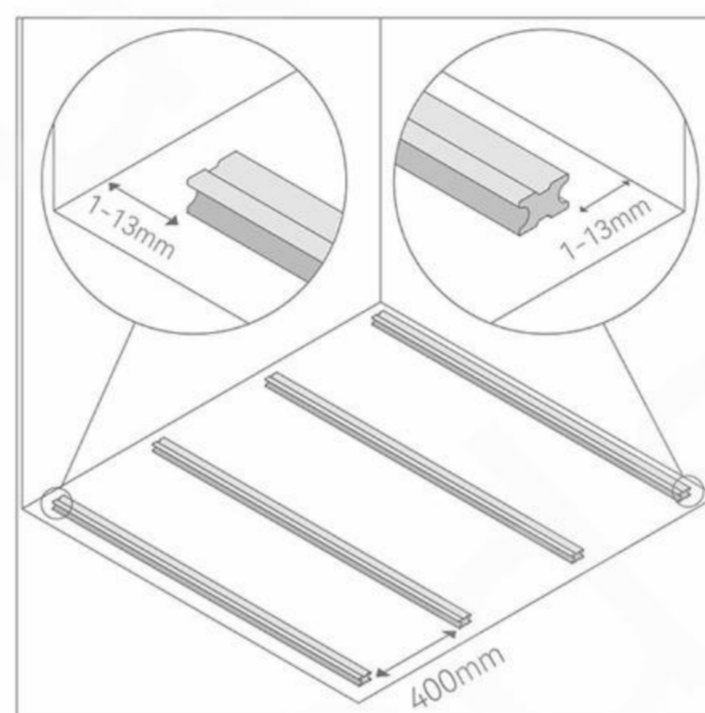


03. Keel spacing

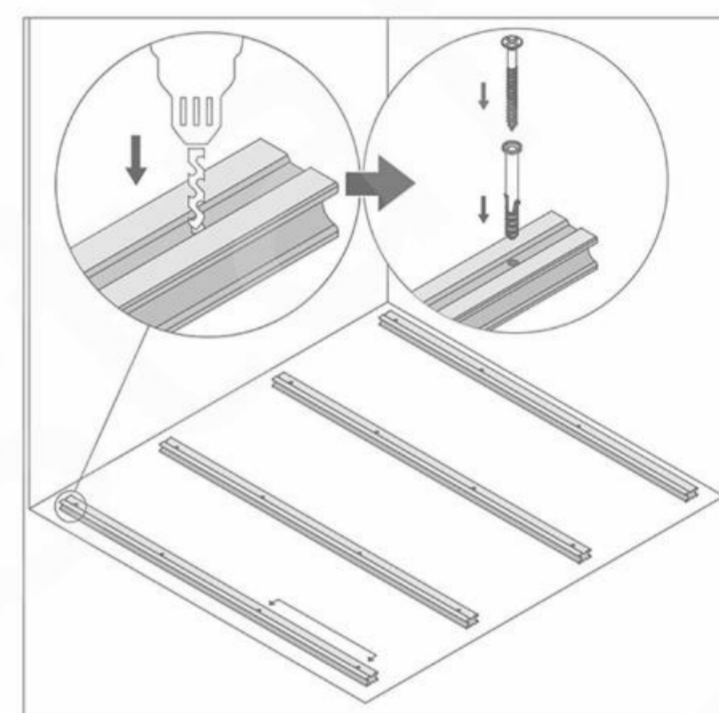
### Installation:



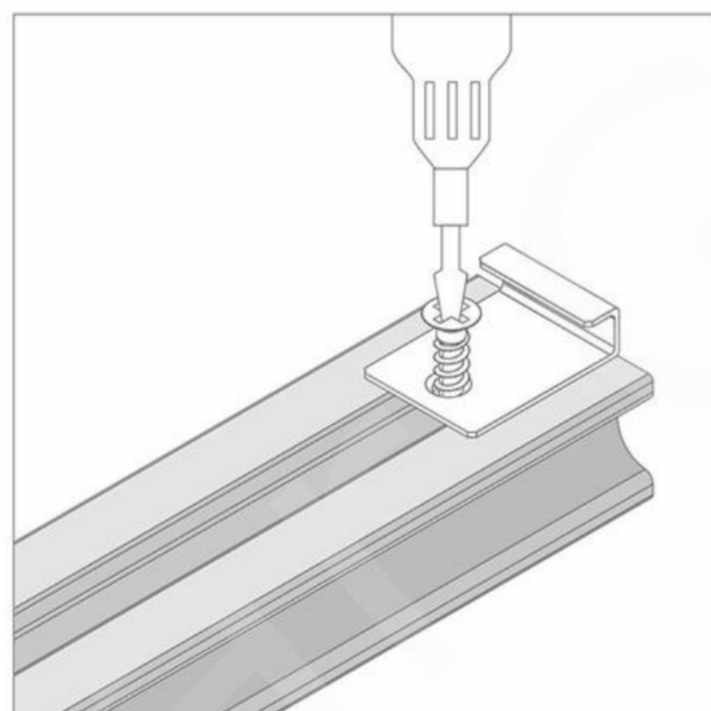
01. Use a tape measure to measure the length and width of the installation area and mark the positions.



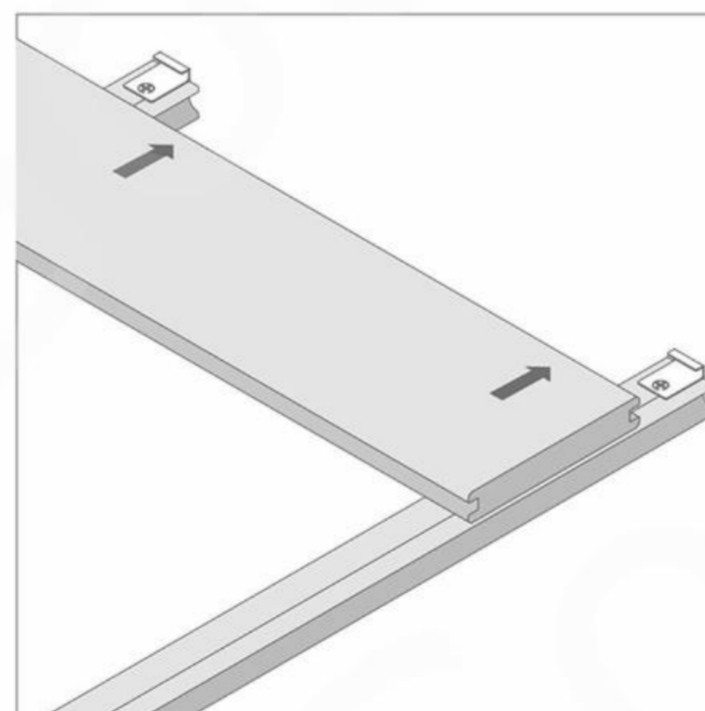
02. Place the keels along the marked lines, ensuring that the direction of the keels is perpendicular to the direction of the decking installation.



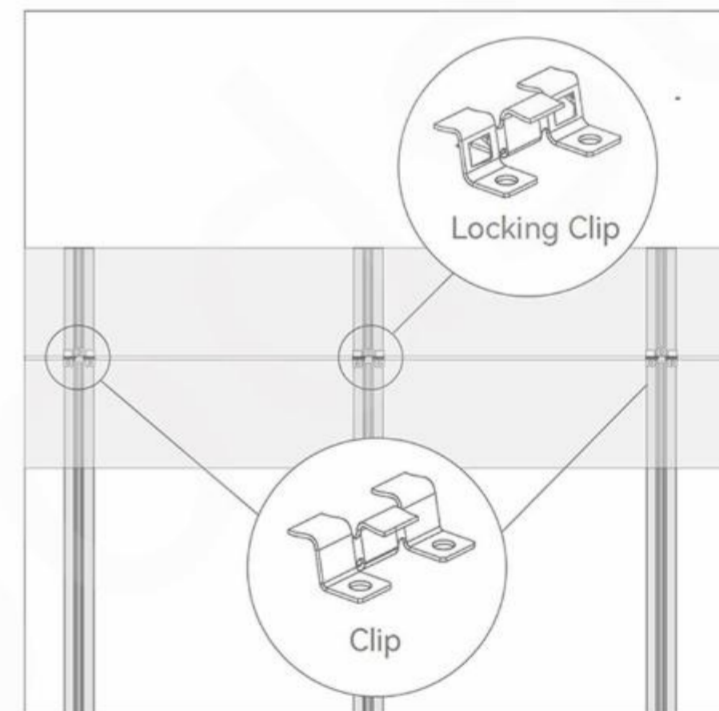
03. Use a power drill to pre-drill holes at the marked positions on the wood-plastic keels. Use a rubber mallet to tap the expansion screws into place, securing the keels.



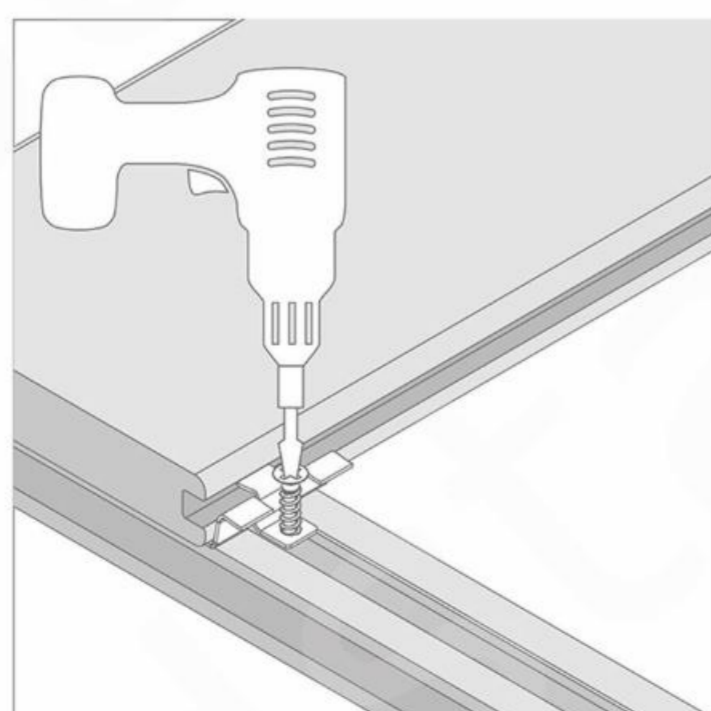
04. Pre-drill holes in the keels, then secure the start clips to the keels. Install the start clips sequentially.



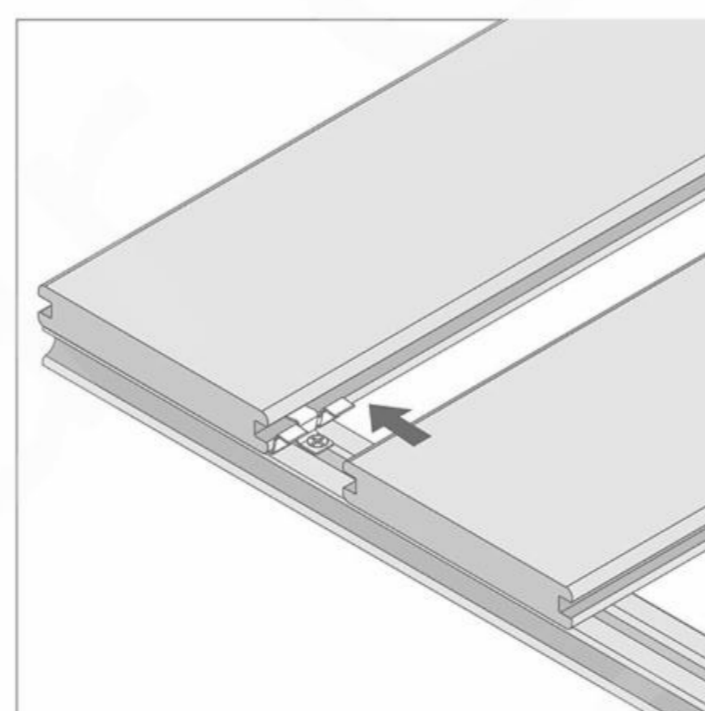
05. Align the first decking with the start clips, ensuring the edges are neat.



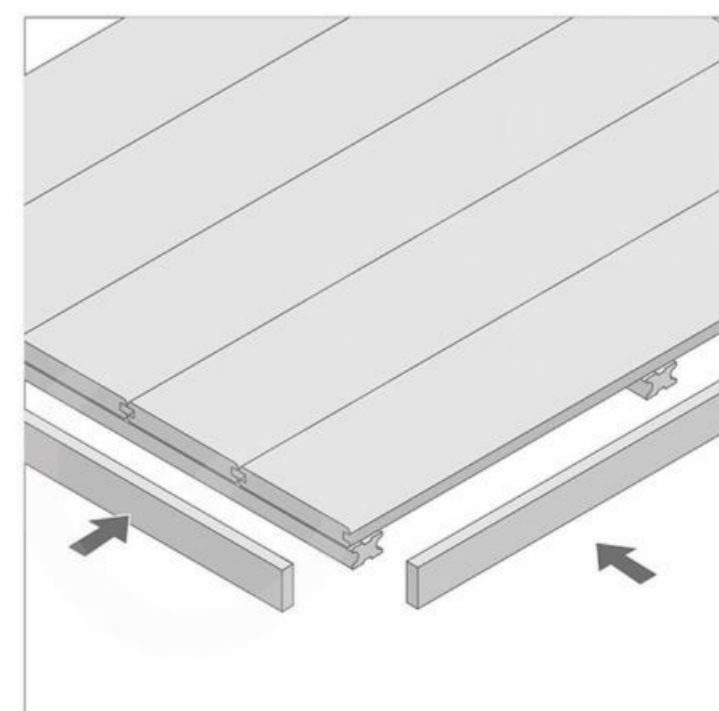
06. Use the clips to secure the decking sequentially, following the usage ratio of the two types of clips as shown in the diagram.



07. Insert the clips into the decking and secure the clips to the keels with screws.



08. Install the remaining deckings sequentially.



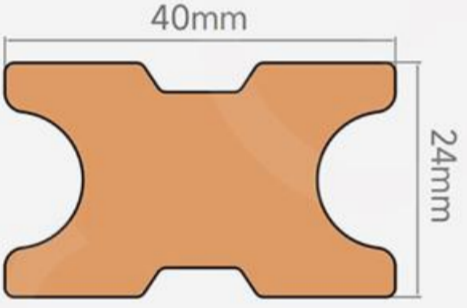
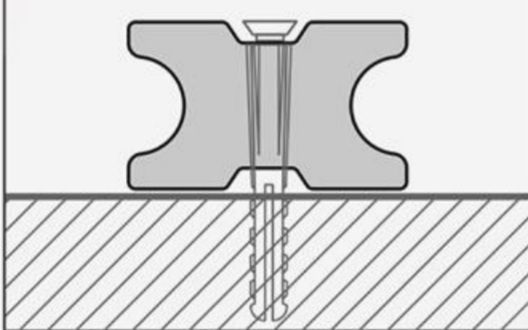

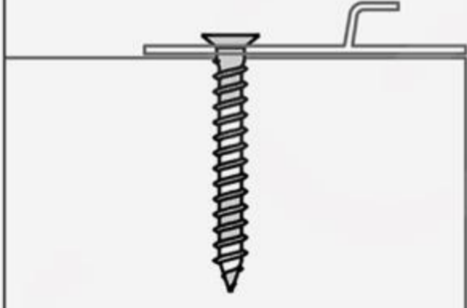

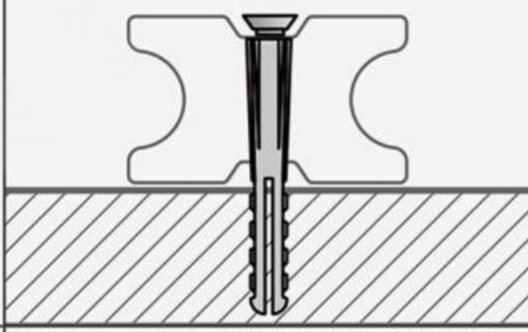

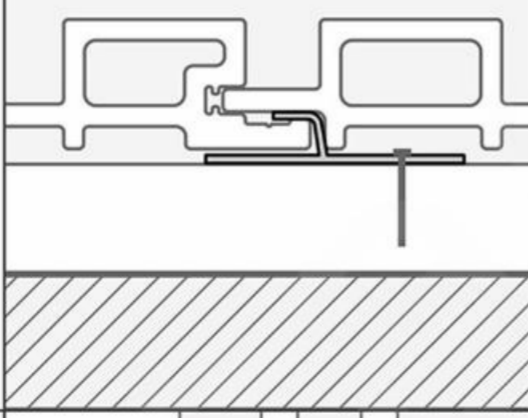

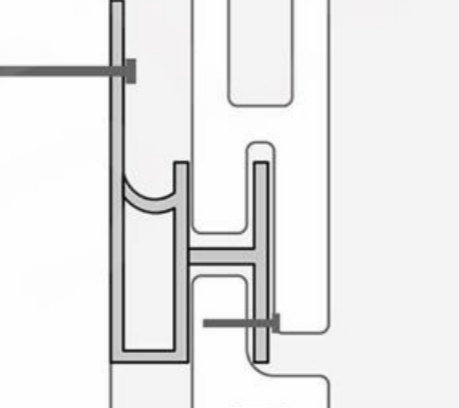
09. Finally, secure the end cap to the edges with screws.

**>>>CLADDING INSTALLATION ACCESSORIES-1:**

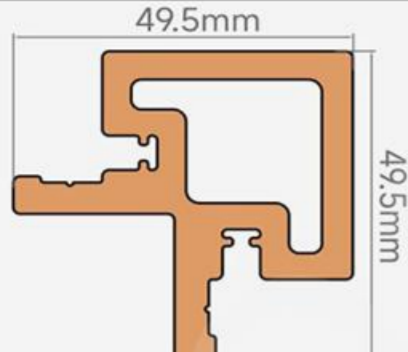
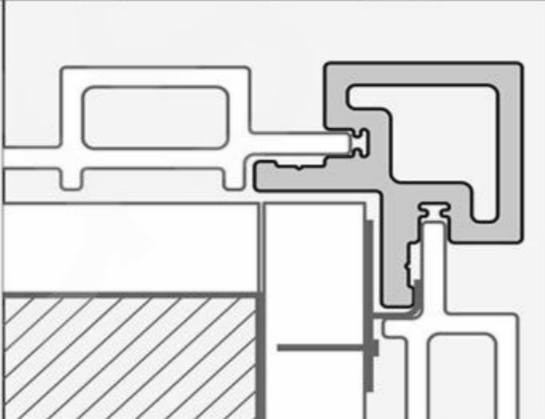
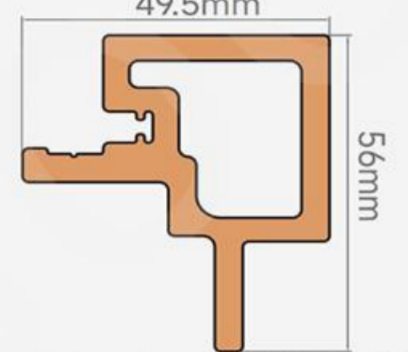
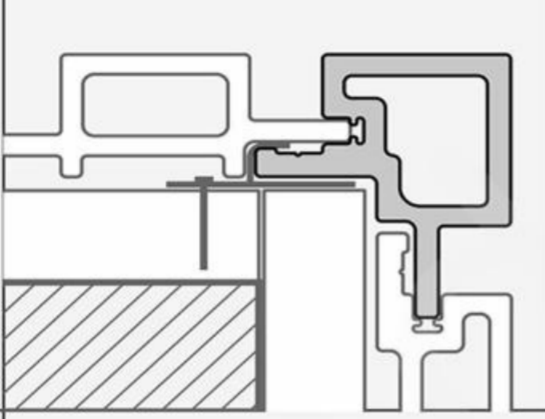
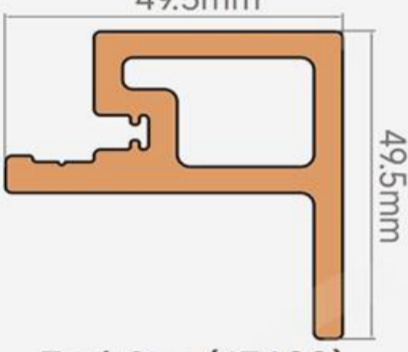
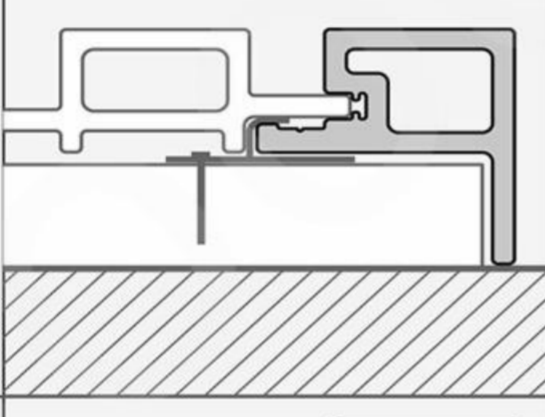

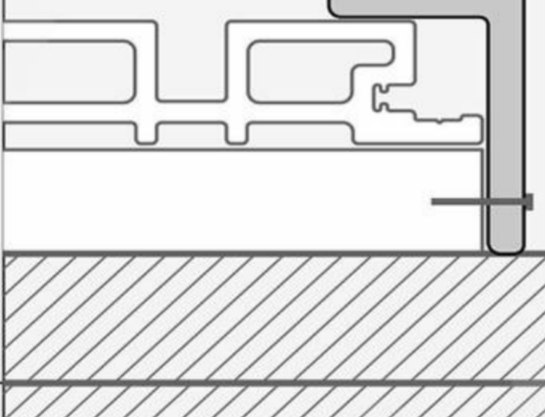
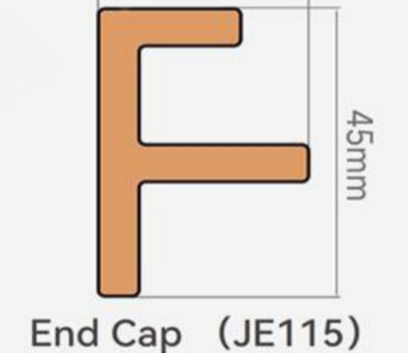
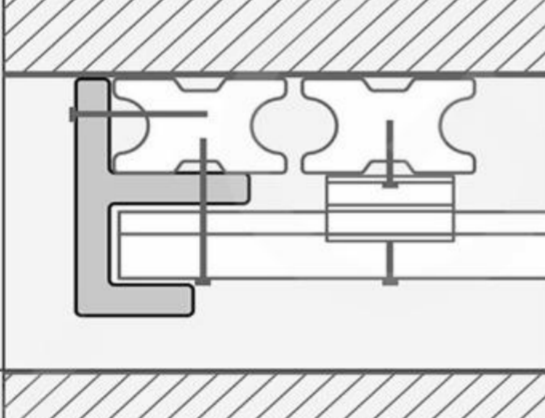
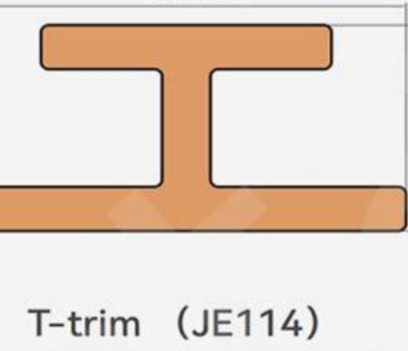
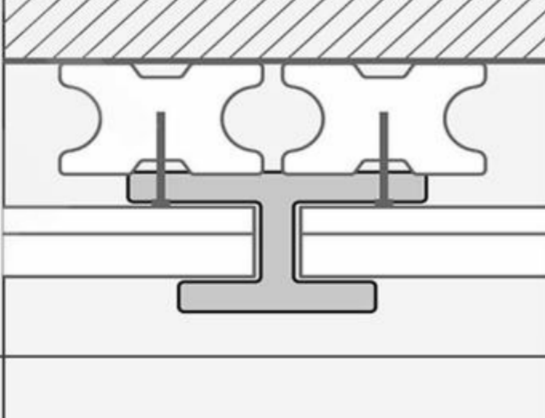

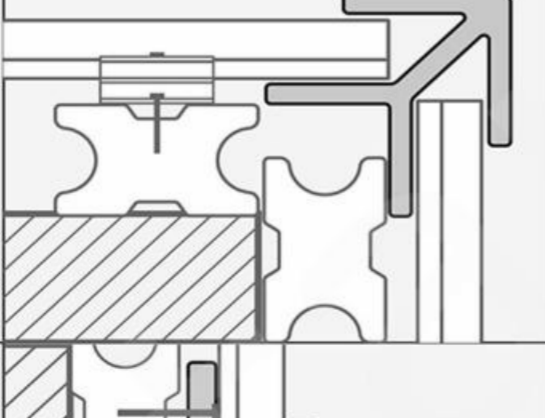
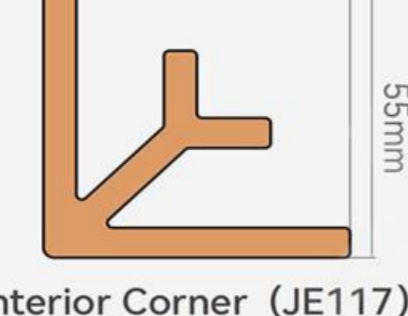
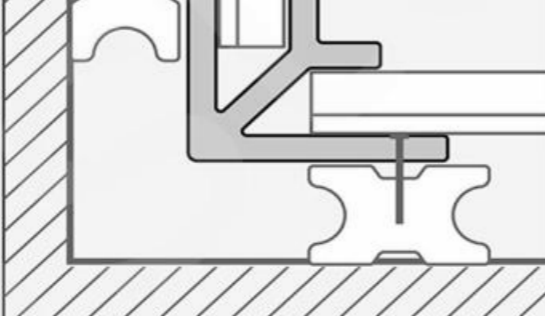
Wall cladding in the picture are only for reference, the exact color should be subject to the actual products.



Remark: ✓ Available - Not Available

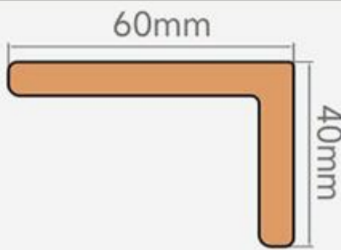
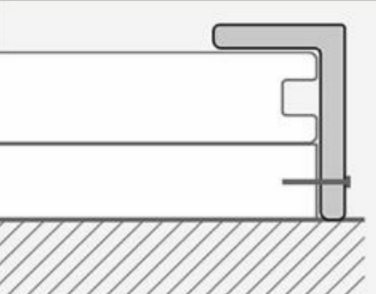

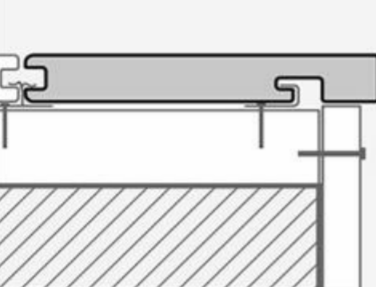

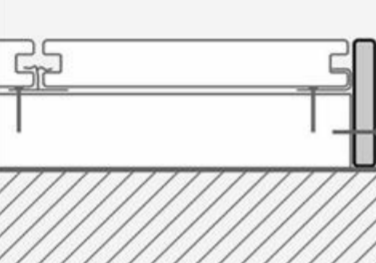

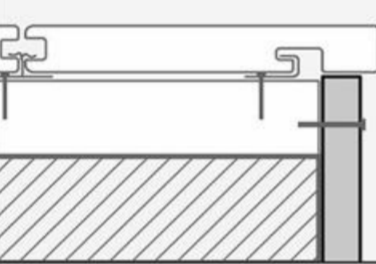
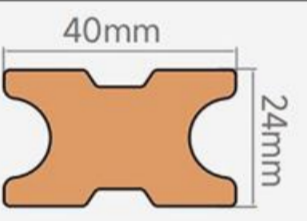
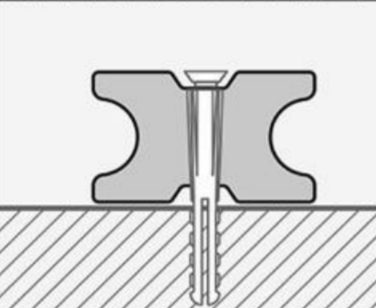

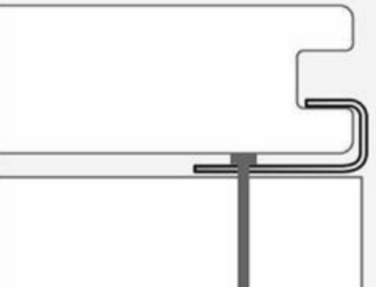

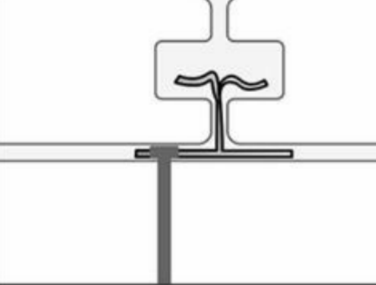

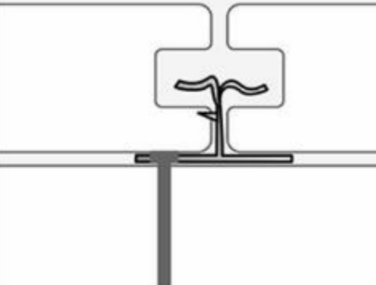

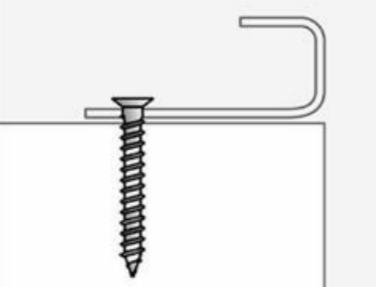

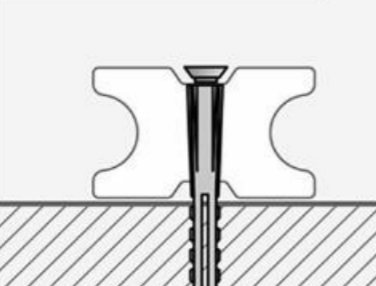
| ACCESSORIES   | DIAGRAM   |   |   |   |   |   |   |   |
|---|---|---|---|---|---|---|---|---|
| <br>Keel (JE100)             |  | ✓ | ✓ | ✓ | ✓ | ✓ | ✓ | ✓ |
| <br>Nail (L-A004)            |  | ✓ | ✓ | ✓ | ✓ | ✓ | ✓ | ✓ |
| <br>Expansion Screw (L-A008) |  | ✓ | ✓ | ✓ | ✓ | ✓ | ✓ | ✓ |
| <br>Clip (A)                 |  | ✓ | ✓ | - | - | - | - | ✓ |
| <br>Clip (B)                 |  | - | - | - | - | ✓ | ✓ | ✓ |

## >>> CLADDING INSTALLATION ACCESSORIES-2:

| ACCESSORIES  | DIAGRAM   |   |   |   |   |   |   |   |
|--|---|---|---|---|---|---|---|---|
|  <p>Exterior Corner (JE104)</p>   |    | ✓ | ✓ | - | - | - | - | - |
|  <p>Exterior Corner (JE118)</p>   |   | ✓ | ✓ | - | - | - | - | - |
|  <p>End Cap (JE108)</p>         |  | ✓ | ✓ | - | - | - | - | - |
|  <p>End Cap (JE101)</p>         |  | - | - | - | - | - | - | ✓ |
|  <p>End Cap (JE115)</p>         |  | - | - | - | - | ✓ | - | - |
|  <p>T-trim (JE114)</p>          |  | - | - | - | - | ✓ | - | - |
|  <p>Exterior Corner (JE116)</p> |  | - | - | - | - | ✓ | - | - |
|  <p>Interior Corner (JE117)</p> |  | - | - | - | - | ✓ | - | - |

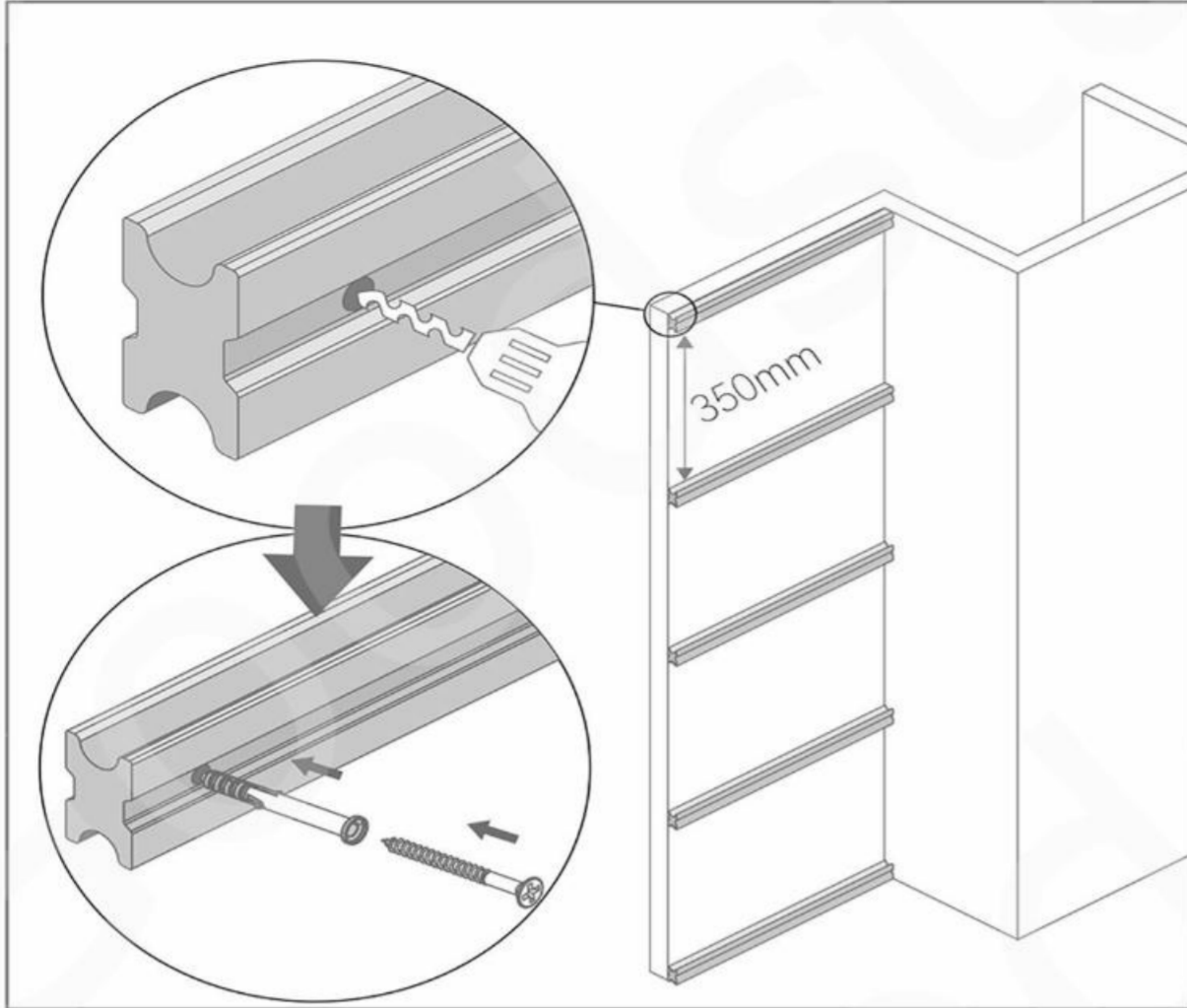
**>>> DECKING INSTALLATION ACCESSORIES:**

Decking in the picture are only for reference, the exact color should be subject to the actual products.

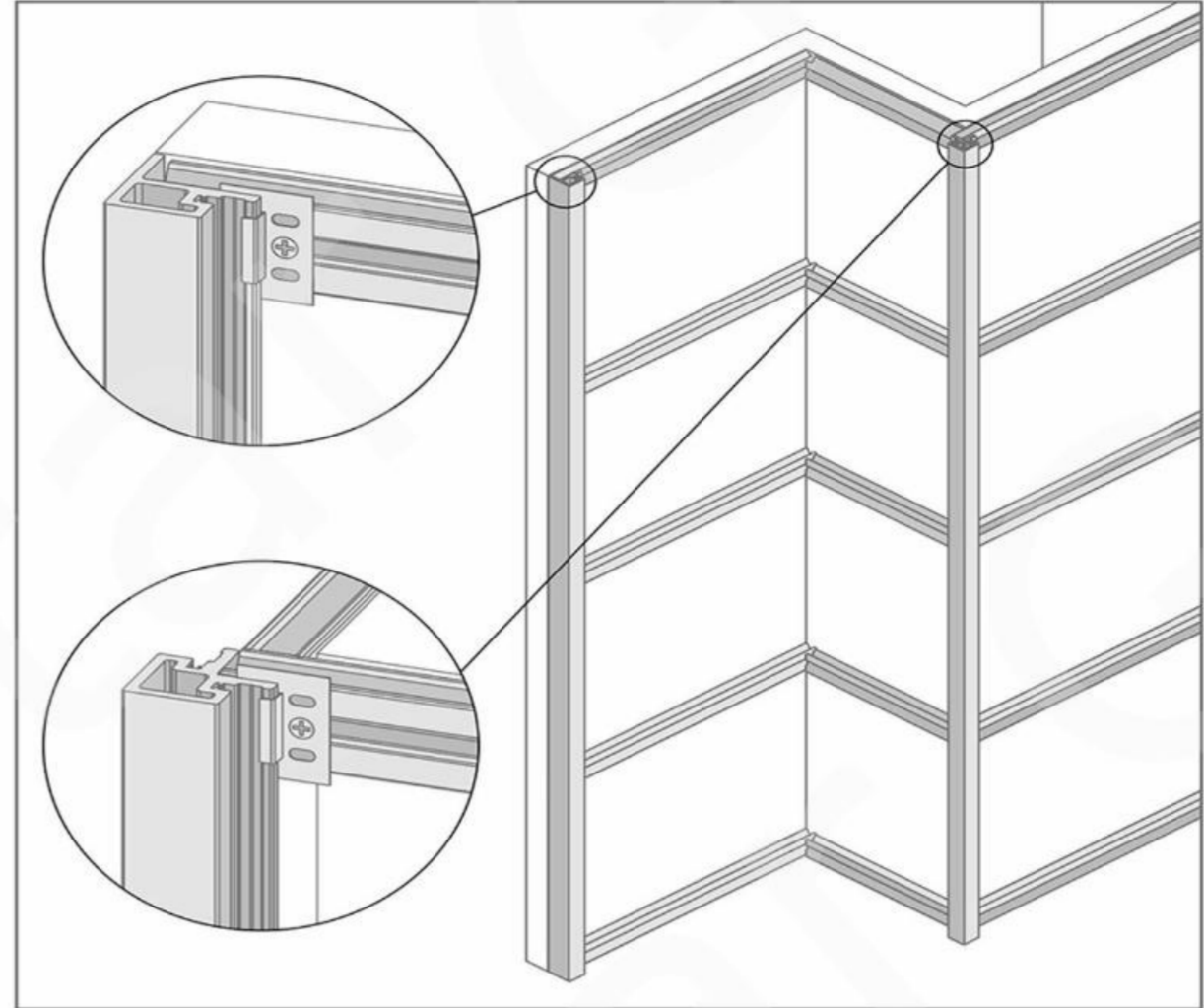
| ACCESSORIES   | DIAGRAM   |   |   |   |   |   |   |   |   |   |   |   |   |
|---|---|---|---|---|---|---|---|---|---|---|---|---|---|
| <br>End Cap (JE101)            |    | ✓ | ✓ | ✓ | ✓ | ✓ | - | - | - | - | - | - | - |
| <br>End Cap (JE30)             |    | ✓ | ✓ | - | ✓ | ✓ | - | - | - | - | - | - | - |
| <br>End Cap (JE110)          |  | ✓ | ✓ | - | ✓ | ✓ | - | - | - | - | - | - | - |
| <br>Riser (JE113)            |  | ✓ | ✓ | ✓ | ✓ | ✓ | - | - | - | - | - | - | - |
| <br>Keel (JE100)             |  | ✓ | ✓ | ✓ | ✓ | ✓ | ✓ | ✓ | ✓ | ✓ | ✓ | ✓ | ✓ |
| <br>Start Clip (L-A002)      |  | ✓ | ✓ | ✓ | ✓ | ✓ | ✓ | ✓ | ✓ | ✓ | ✓ | ✓ | ✓ |
| <br>Clip (L-A001)            |  | ✓ | ✓ | ✓ | ✓ | ✓ | ✓ | ✓ | ✓ | ✓ | ✓ | ✓ | ✓ |
| <br>Clip (L-A001B)           |  | ✓ | ✓ | ✓ | ✓ | ✓ | ✓ | ✓ | ✓ | ✓ | ✓ | ✓ | ✓ |
| <br>Nail (L-A004)            |  | ✓ | ✓ | ✓ | ✓ | ✓ | ✓ | ✓ | ✓ | ✓ | ✓ | ✓ | ✓ |
| <br>Expansion Screw (L-A008) |  | ✓ | ✓ | ✓ | ✓ | ✓ | ✓ | ✓ | ✓ | ✓ | ✓ | ✓ | ✓ |

Remark: ✓ Available - Not Available

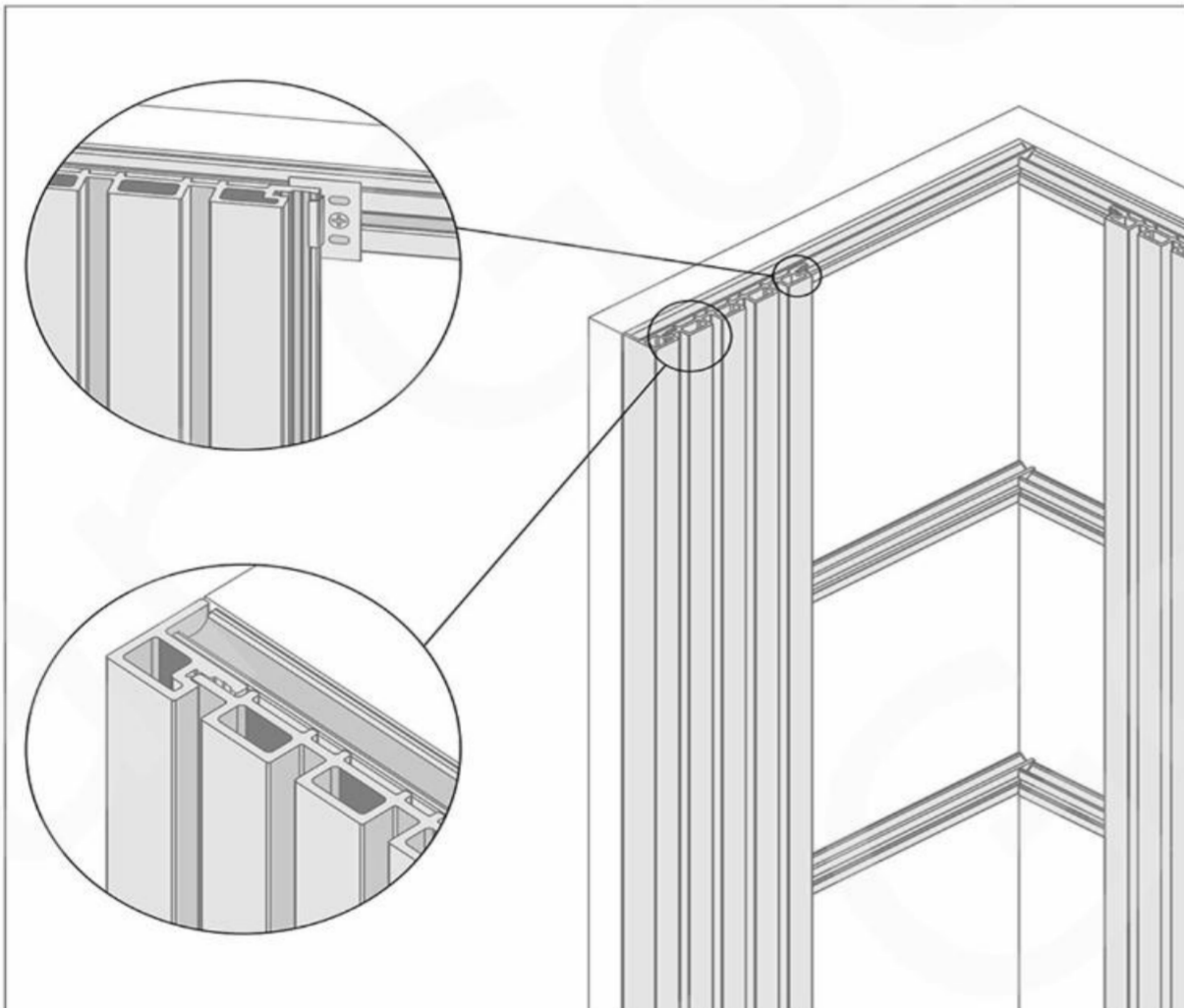
>>>FIRST TYPE STEPS :



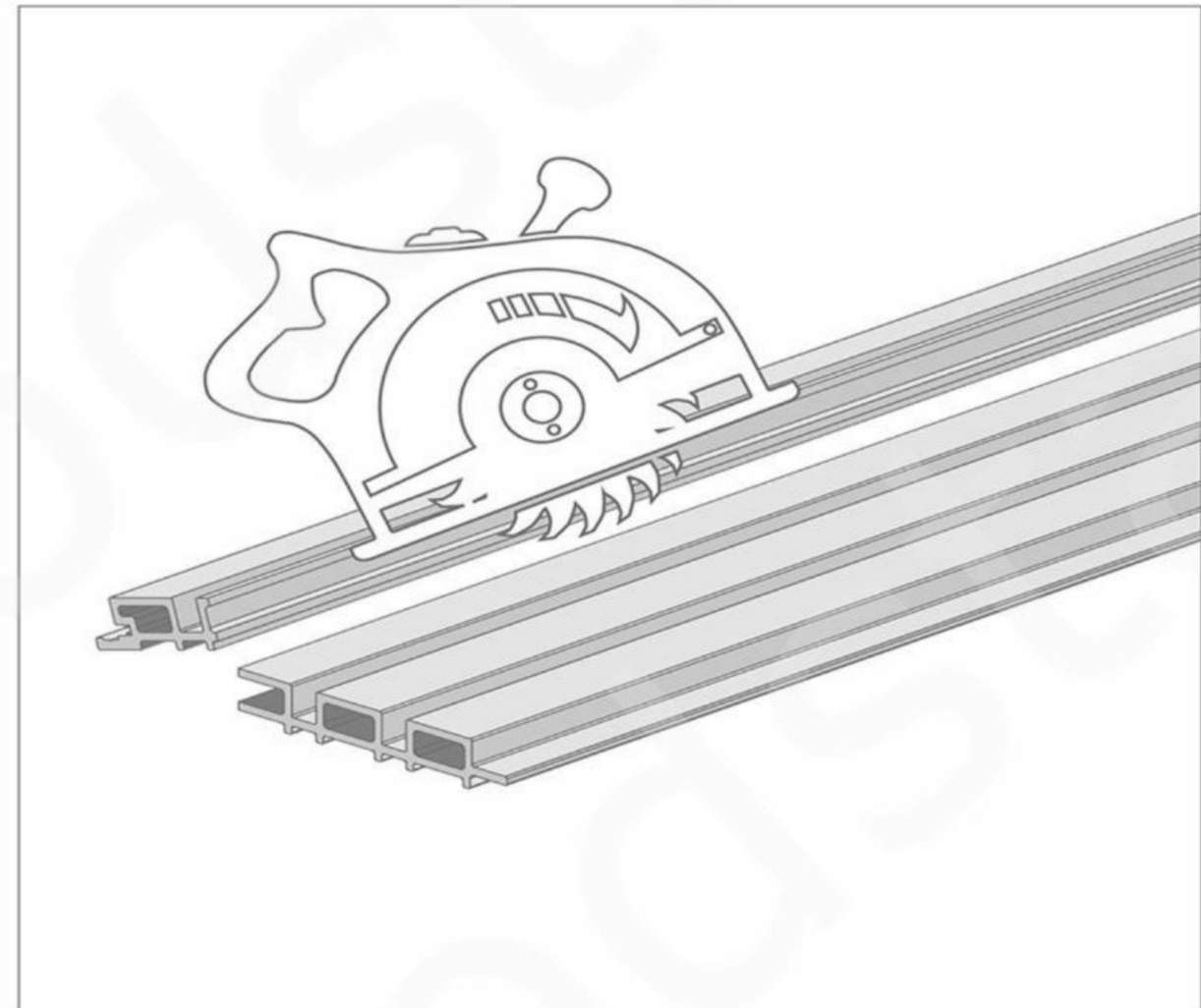
01. Install the keels horizontally using expansion screws, with a spacing of 35 cm between the keels.



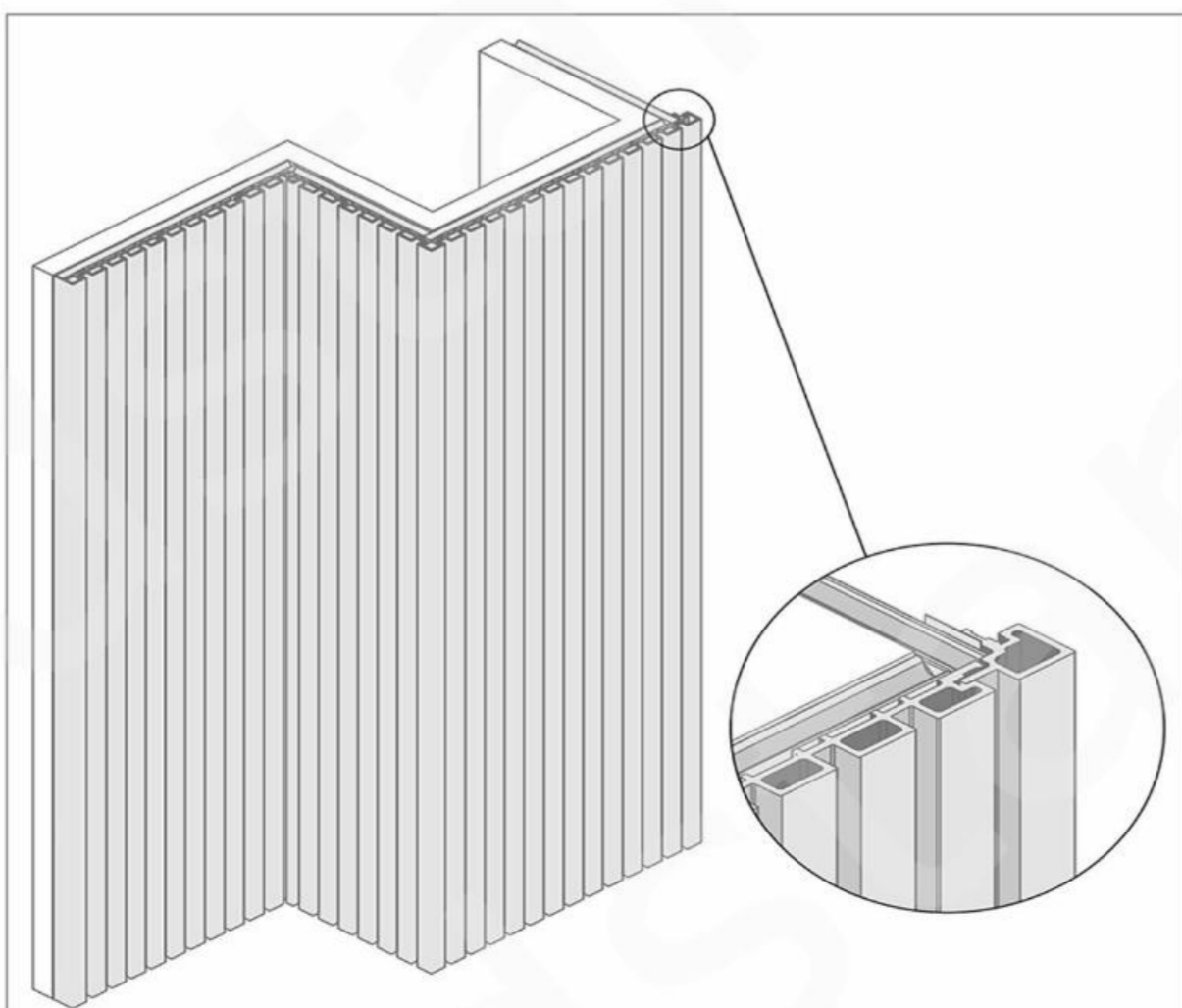
02. Use metal clips to install and secure the exterior corner and end cap.



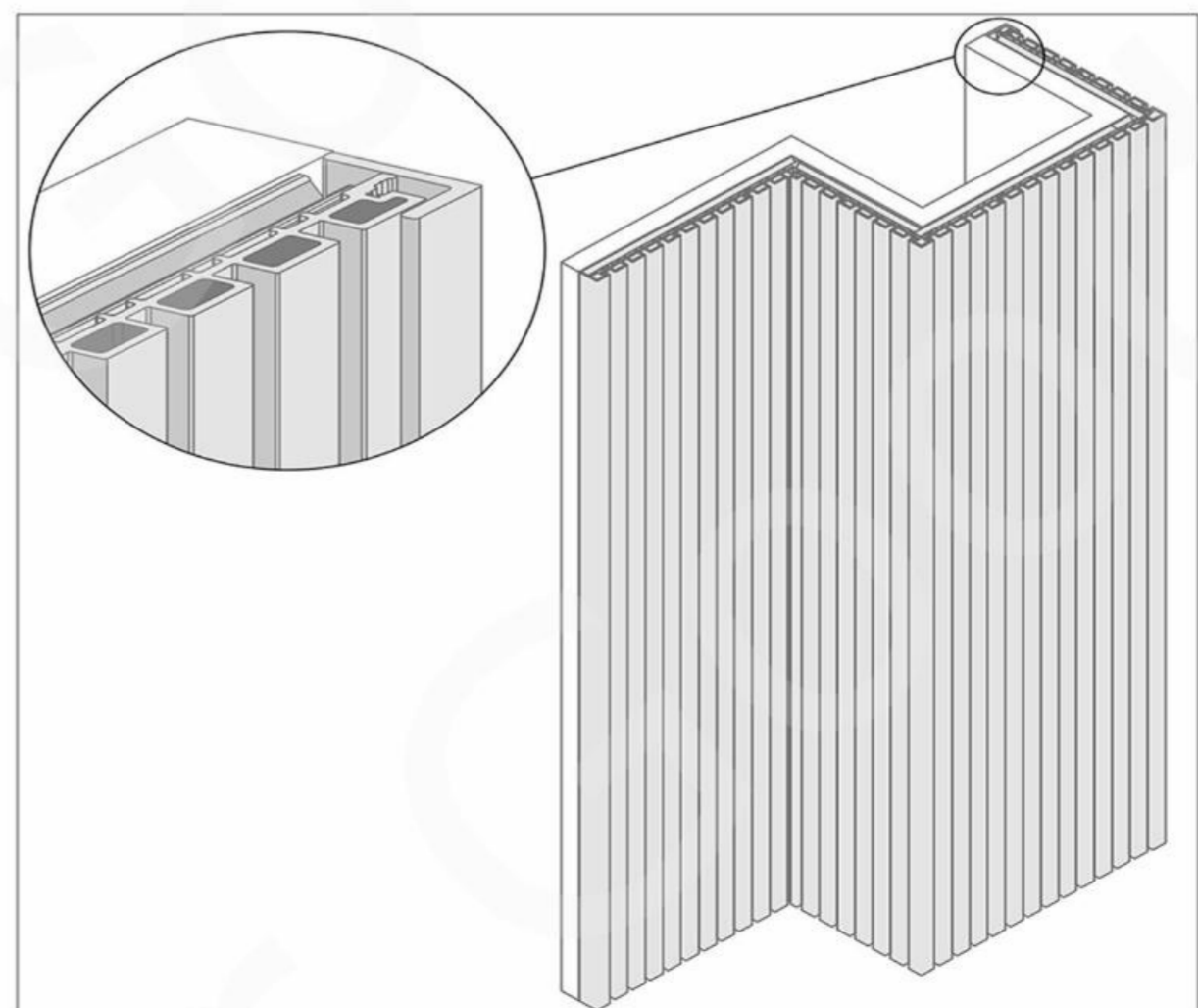
03. Install the wall panels sequentially from both sides, securing them with metal clips.



04. Cut the wall panels to fit the remaining length.



05. Install the corner trim on the other side.



06. Complete the installation of all wall panels and finish with end caps.

>>>PACKING DETAILS:

>>NO EXTRA COST PACKING:



>>NO EXTRA COST PACKING:





Whatsapp



Wechat

**Goodstar (Shanghai)New Building Materials Co., Ltd.**

Add:2F, No. 404, Tongle Road, Songjiang District, Shanghai

Contact:+8613817813669 Email:jeromewu@goodstarbm.com

Website:<https://goodstarbm.com/>